



ELECTIONS REPORT

Thursday 6 May 2010

PREPARED BY CST

020 8457 9999

www.thecst.org.uk

Copyright © 2010 Community Security Trust

Registered charity number 1042391

Introduction

Thursday 6th May 2010 saw the biggest ever effort by a far right party in a British general election, with 338 candidates standing for the British National Party (BNP) breaking the record set by the National Front in 1979, when they stood 303 candidates. The BNP hoped to make a serious challenge for seats in East London and Stoke on Trent.

On the same day, elections were held for all 32 London boroughs (although not the London Assembly), and 132 other metropolitan boroughs, district councils and unitary authorities in England. The BNP stood 739 candidates in these local elections, 28 of whom were sitting BNP candidates hoping for re-election.

Beyond the BNP, other fringe far right parties stood in the general and local elections, of whom the best known was the National Front, with 17 Parliamentary candidates and 18 local election candidates.

The Respect Party, an amalgam of far left and Islamist political activists, stood ten Parliamentary candidates and 64 council candidates, and hoped to win Parliamentary seats in Birmingham and East London.

This report will analyse the performance of these parties in the general and local elections and explain some of the reasons for their successes or failures. It will look at some examples of third-party campaigning of interest to the Jewish community. Lastly, it will speculate on the future paths of these extremist trends in electoral politics.

Political Background

The general election took place against the backdrop of a recent recession which had left a severe budget deficit, and a lingering problem of trust and credibility engendered by the expenses scandal of 2009. Issues of specific interest to the Jewish community, such as Israel, antisemitism or terrorism, played little or no role in the election. The issue of immigration did emerge during the campaign, but it never reached a dominant position in the political debate. The BNP sought to exploit all these issues to present themselves as the only party that cared about white working class voters.

The BNP entered 2010 with the momentum of a series of electoral successes which had brought them a seat on the London Assembly in 2008, and two MEPs in 2009. They were already the second-biggest party on Barking & Dagenham council with 12 councillors, and had serious hopes to become the biggest single party or even to take outright control of the council.

British National Party

General Election

The British National Party (BNP) went into this general election with genuine hopes of breaking the mould by making a serious challenge for a seat in Parliament, and establishing the BNP as Britain's fourth political party. In fact, they suffered a series of embarrassing defeats and an overall decline in their average support.

The BNP stood 338 candidates in England, Scotland and Wales, the highest number ever put forward in a general election by any far right party. This was a significant increase on the 119 BNP candidates in the 2005 general election, or their 33 Parliamentary candidates in 2001. The BNP's hopes and efforts were mainly to be found in the seats of Barking, East London, which was contested by party leader Nick Griffin; the neighbouring seat of Dagenham & Rainham, contested by Michael Barnbrook; and Stoke on Trent Central in the West Midlands, where the BNP candidate was their Deputy Chairman Simon Darby.

Beyond these key seats, the geographical spread of BNP candidates gives some indication of where their organisational and numerical strength as a party currently lies. They stood in all 29 Parliamentary constituencies in the North East region; 48 out of 54 seats in Yorkshire & The Humber; 33 out of 46 seats in the East Midlands; and 41 out of 58 in the East of England. By contrast, they only managed to stand in 19 out of 55 seats in the South West; 26 out of 84 in the South East (excluding London); 38 out of 75 in the North West; 13 out of 59 in Scotland; and 34 out of 73 in London.

The BNP's best result came in Barking, where Griffin came third with 6,620 votes, or 14.6% of the votes cast. Their second best result came in Dagenham & Rainham, where Barnbrook also came third, with 4,952 votes at 11.2%. These are both creditable results: they were the only two third-place finishes achieved by any BNP candidates, and Griffin polled the highest number of votes ever cast for a far right candidate in a British general election. In 2005, Richard Barnbrook (no relation) had also come third in Barking, with 4,916 votes at 16.9%. Still, these results were disappointing for the BNP, who had hoped to come (at least) second in Barking. In the end, Griffin was a very distant third behind Margaret Hodge, who held the seat for Labour with an increased share of the vote. The reasons why

the BNP fell short of expectations will be discussed in more detail in the 'Analysis' section of this report (see page 4), but it is worth noting that voter turnout rose from 50.5% in the 2005 general election to 61.4% in 2010; however, this was still below the average turnout in London (64.6%) and nationally (65%).

Overall, the BNP polled 563,743 votes nationally, or 1.9% of the national vote. While this is an increase from the 192,746 votes they polled in 2005, the higher figure is to be expected given that they stood in nearly three times as many seats. In fact, the average BNP vote share in the 338 seats they contested was 3.7%, down from the 4.2% they achieved in 119 seats in 2005. Similarly, 71 of the 338 BNP candidates, or 21%, retained their financial deposits by achieving 5% or more of the vote in 2010; whereas in 2005, 34 of their 119 candidates, or 29%, retained their deposits. In terms of both vote share and deposits lost, therefore, the BNP's decision to spread themselves so thinly across the country may have come at the cost of a decline in their average performance. This is not just statistical: at £500 per deposit, the BNP's 267 lost deposits will have cost the party £133,500.

Other notable results for the BNP include 10.4% of the vote in Rotherham; 9.4% in Stoke on Trent South; 9% in Burnley; 8.9% in Barnsley Central and 8.6% in Barnsley East. In Stoke on Trent Central, Simon Darby came fourth with 7.7% of the vote. The BNP's results across the country add further weight to the idea that the party is in retreat across the south of England, has patchy support in the Midlands and the North West and is strongest in Yorkshire and the North East. Of the BNP's best 20 results in the general election, nine came in the Yorkshire & The Humber region, five in the West Midlands and three in the North West; none were in the South East or South West and the only two in London were in Barking and Dagenham & Rainham. They retained 40% of their deposits in Yorkshire & The Humber, 37% in the North West, 32% in the West Midlands and 31% in the North East; but only 15% of their deposits in London, just two deposits in the East of England, one in Wales and none in the South East, South West or Scotland. 18 of the BNP's best 20 results came in seats won by Labour and the other two were in seats previously held by Labour but lost at this election.

Before the general election, Nick Griffin had promised that it would confirm the BNP as the UK's fourth political party, a boast which the BNP has repeated in the days following the election. In fact, as with

much of the BNP's public analysis of their performance, this claim is not justified by the facts. Discounting the Scottish National Party which polled more votes than the BNP but only stood candidates in Scotland, the BNP came fifth on the national share of the vote. Although the BNP tended to beat candidates from the United Kingdom Independence Party (UKIP) when they contested the same seats, on a national level they were easily out-performed by UKIP who stood 572 candidates and polled 917,832 votes. The only regions in which the BNP came fourth were the North East and Yorkshire & The Humber. Overall, 162 BNP candidates – just short of half - came fourth in their respective seats.

Local Elections

The BNP stood 739 candidates in the local elections, in 21 London boroughs and 79 other local authorities (they also stood in the mayoral election in the London borough of Lewisham, coming sixth with 2.7% of the vote). If the BNP's general election results came as a disappointment to the far right party, their performance in the local elections was little short of catastrophic. Of the 28 BNP councillors across England who were up for re-election, only two managed to keep hold of their seat. No other BNP candidates managed to win a seat anywhere. This was a brutal cull that saw the BNP's representation in local government cut almost in half, from 54 councillors to 28 (plus their single seat on the London Assembly). In Barking & Dagenham, where becoming the single biggest party was the BNP's main target in the entire election, they lost every seat they held on the council. They also lost their sole seats on Havering council and Redbridge council, meaning that they no longer have any councillors in London.

The BNP also lost three of their four seats in Epping Forest, both their seats in Sandwell, two of their seven seats in Stoke, two of their four in Burnley and one each in Leeds, Redditch and Solihull. Their single biggest council group is now in Stoke, where they still have five councillors. The two council seats that the BNP did win came for Brian Parker in Marsden ward, Pendle, and for Paul Cromie in Queensbury ward, Bradford. Both were already BNP councillors, and the BNP still have two councillors on each of those councils. Taken regionally, they have seven local councillors in the West Midlands (five of whom are in Stoke), seven in the East Midlands, five in the North West, four in Yorkshire & The Humber, four in the East of England and one in the South East.

Elsewhere, there was little to cheer up the BNP. In Barking & Dagenham they missed out on victory by one place in 12 of the 17 wards they contested. In Rotherham, BNP candidates came second in four wards (Brinsworth & Catcliffe, Maltby, Rotherham West and Valley), in addition to the 10.4% they polled in the general election. Other second places came in Primrose ward, South Tyneside; St. Helen's ward, Barnsley; Tilbury Riverside & Thurrock Park ward and Tilbury St. Chads ward, both in Thurrock; Bentilee & Townsend ward, Stoke-on-Trent; Gawthorpe ward, Burnley; Kirkdale ward, Liverpool; Charlestown ward, Manchester; and Douglas ward and Ince ward, both in Wigan. But for the vast majority of the 739 BNP candidates, this was a very disappointing election.

The BNP stood full slates of candidates in South Tyneside, Basildon, Thurrock and Sandwell. They had 16 candidates out of 17 seats in Solihull, 17 out of 19 in Southend-on-Sea, 19 out of 21 in Wakefield, 21 out of 22 in Kirklees, 31 out of 34 in Leeds, 21 out of 23 in Barnsley, 24 out of 26 in Newcastle upon Tyne and 16 out of 22 in Gateshead. However, the large total number of BNP candidates masks some significant gaps in their presence on ballot papers around the country. In Stoke-on-Trent, the BNP's main target area after Barking & Dagenham, the party could only find candidates to stand in six of the 20 seats on offer. In Oldham, where the BNP first gave a hint of their electoral potential in the 2001 general election, the party only stood in one of the 20 seats being fought. In Bradford, where they did win a seat, they only stood in ten out of 30 seats; and in Pendle, the site of their other success, they only stood in half the 18 seats available. In Rotherham they only stood in 11 out of 21 seats. Even in Barking & Dagenham, the BNP's main target, they only managed to stand 34 candidates for the 51 seats on offer.

Analysis

The shock of the BNP's defeat at this election cannot be overstated. While they had only an outside chance at best of taking a Parliamentary seat, they were genuinely confident of becoming the biggest single party on Barking & Dagenham council, a fear shared by their opponents. That they not only failed to do so, but in fact lost every seat they held on the council, surprised everybody.

The BNP's failure was largely down to two factors: devastating internal divisions and anti-fascist campaigning that was unprecedented in its scale

and sophistication. The ongoing challenge to the BNP's legal status by the Equalities and Human Rights Commission had disrupted the party's pre-election planning and taken up both their attention and financial resources. In the weeks prior to the election campaign, the BNP's Director of Publicity, Mark Collett, was expelled from the party after allegations that he had made threats to kill Nick Griffin and James Dowson, the BNP's main fundraiser, for which he was arrested by Humberside police. At the same time, veteran BNP activist Eddy Butler was sacked as the party's National Organiser and, more importantly, their Elections Organiser, and Emma Colgate was removed from her position as staff manager to the BNP's two MEPs. The wider allegation was that they were part of a clique that was plotting to overthrow the party leadership. In Stoke, the leader of their group on the council, Alby Walker, left the BNP in January claiming that "there is a vein of Holocaust denial running through the BNP." His wife, also a councillor, left the party in April. The disruption this caused to the BNP branch is the main reason why they only managed to stand in six council seats in Stoke. Then just a few days before polling day, Simon Bennett, the BNP's webmaster, fell out with Griffin and Dowson to such an extent that he took down the BNP's website. This was not a party in a fit state to challenge for power.

The other side of the coin of the BNP's failure was the anti-fascist campaigning that they faced, principally from Searchlight magazine's Hope Not Hate campaign. The BNP's successes in 2005 and 2006 were based on a low turnout and a fall in Labour's vote. While Labour made a focused effort to reconnect with their traditional supporters, Hope Not Hate concentrated in getting out the anti-BNP vote. Approximately 1,000 people volunteered for Hope Note Hate in Barking during the election campaign, and 200-300 in Stoke. Hundreds of thousands of leaflets were targeted at different types of voters, while email and websites were also used in a campaign as sophisticated as anything used by the mainstream political parties. In both the local and general elections, it was the return of the Labour vote that caused the most damage to the BNP's ambitions. Another new factor in 2010 was the 'Nothing British about the BNP' campaign group, which aimed to encourage anti-BNP activities from a centre-right perspective. This group challenged the BNP's use of traditional patriotic messages, such as Winston Churchill and World War Two imagery, and successfully mobilised public opposition to the BNP from high-profile military personalities. If anti-fascism in history has often

involved street violence and physical force, 2010 was the year when electoral anti-fascism really came of age.

As was to be expected, the BNP leadership put on a brave face after the election, but they could not mask the depth of their failure and faced immediate criticism from within the party. Griffin's immediate response to their collapse in Barking & Dagenham was to declare London as "occupied territories" in which the BNP could no longer hope to win elections. Nationally, he has pinned his future hopes on the possibility that electoral reform, promised by the new Conservative/Liberal Democrat coalition government, would open up a new route into mainstream politics for smaller parties like the BNP. This may be overly optimistic, but it is ironic that a BNP that has suffered such a devastating electoral blow is depending on the Liberal Democrats being in government to revive it. Before this happens, though, Griffin may have trouble simply holding his party together, and retaining his grip on the leadership. His subsequent announcement that he would stand down in 2013 may not be enough to silence his critics. Dissent quickly spread through online social networks of BNP supporters, stirred up by Eddy Butler and the other senior BNP activists who Griffin had expelled before the campaign began.

In the European elections in 2009, the BNP polled just short of 950,000 votes across the entire United Kingdom. This year, despite the BNP's internal problems and their loss of council seats, they still got over half a million votes across 338 Parliamentary constituencies (out of a possible 650 seats). This suggests that they now have a core vote of around 900,000 voters across the UK. It should also be remembered that Griffin did manage to increase the BNP's vote in Barking, but this achievement was rendered irrelevant by the significant increases in votes for both Labour and the Conservatives. The experience in Barking & Dagenham also shows that, while the BNP may retain its core vote, there are large numbers of people who are motivated enough to campaign against them, and even more people who can be persuaded to use their vote to keep them from power. The BNP will not disappear from local politics and campaigns like Hope Not Hate will continue to be necessary in the future. Their work will be made easier by the fact that the BNP has not lost the far right's tendency for self-destruction.

OTHER FAR RIGHT PARTIES

None of the smaller far right parties that fought the 2010 elections can be considered any sort of significant political force. The **National Front** (NF) stood 17 candidates in the general election, all of whom lost their deposits. Their presence around the UK is patchy in the extreme: they stood four candidates in London, three in the South East, three in Yorkshire & the Humber, one in the North East, three in the West Midlands and two in the North West. Their best result came in Rochdale, where Chris Jackson, a veteran far right activist, polled 2,236 votes at 4.9%. In the local elections the NF stood 18 candidates: three for Hillingdon council in London; five in Birmingham, two in Dudley, one in Newcastle, two in North Tyneside, two in Kingston-Upon-Hull, one in Maidstone, one in Amber Valley in the East Midlands and one in Rossendale in the North West. Most of the NF candidates came last in their ward. Their best results came in Rossendale, where Kevin Bryan came third in Irwell ward with 11.6% of the vote; and in Sheldon ward, Birmingham, where Paul Morris came fourth with 8.85% of the vote.

The **Democratic Nationalists**, a small far right remnant of a previous BNP split, stood general election candidates in Bradford South and Bradford West, both of whom came bottom of the poll. Their two candidates, James Lewthwaite and Neil Craig, also stood in the local elections in Bradford, both coming last in Royds ward and Wyke ward respectively.

The **England First Party**, led by former American Friends of the BNP organiser Mark Cotterill, is a small group of former BNP supporters and other 'racial-nationalists'. They stood seven candidates in the local elections: three in Stoke-on-Trent, and one each in Oldham, Pendle, Preston and Wigan, all in the North West region. Their best results were in Longton North ward, Stoke-on-Trent, where Mark Leat came fourth with 606 votes (10.3%); Ribbleton ward, Preston, where Cotterill came fourth out of four with 315 votes (12.5%); and in St. James ward, Oldham, where Andrew Clayton came fourth out of four with 425 votes (10.5%).

THE RESPECT PARTY

General Election

The Respect Party was created in 2004 out of a combination of far left and Islamist political activism, primarily to campaign on an anti-war ticket in areas with relatively large Muslim populations. Respect stood ten candidates in the general election, of whom four were in London, four in the North West, one in Birmingham and one in Bradford. Of these, their best chances of success lay with Salma Yaqoob, the party leader, who ran in Birmingham Hall Green and was hoping to become Britain's first hijab-wearing MP; George Galloway, who had left his Bethnal Green & Bow seat to challenge in the neighbouring Poplar & Limehouse constituency; and Abjol Miah in Galloway's old Bethnal Green & Bow seat.

Most of the media attention was focused, as ever, on Galloway, who came a disappointing third place with 8,532 votes or 16.8%. Miah also came third, with 8,160 votes (17.5%). Galloway's much-promised unseating of Labour's Jim Fitzpatrick MP, who he had accused of "waging war on Muslims" during the campaign, failed to materialise and Galloway did not even attend the count to hear his defeat formally announced. More humiliating for Galloway was the fact that he was beaten into third place by the Conservatives, for whom that part of East London has traditionally been an impossible place to win. In both East London seats, the turnout was higher than in 2005, but lower than both the London and national averages, suggesting that Respect, like the BNP, had benefitted in 2005 from a low turnout, rather than suffering from an unusually high turnout in 2010.

Respect came closest to winning a seat in Birmingham, where Salma Yaqoob came second with 12,240 votes (25.1%) thanks to a significant swing from Labour to Respect, but again failed to unseat the Labour MP Roger Godsiff. None of Respect's other Parliamentary candidates managed to retain their deposits, and only one, Arshad Ali in Bradford West, managed to poll more than 1,000 votes.

Local Elections

Respect stood 85 candidates in the local elections and here, too, they suffered significant setbacks, losing seven of their eight sitting councillors on Tower Hamlets council and their one councillor in neighbouring Newham. Of their 50 candidates in Tower Hamlets (where three councillors are elected in each ward),

only one won a seat – Harun Miah in Shadwell ward – and three others missed out by one place. In Newham, two Respect candidates missed out on a seat by one place. In Birmingham, where a third of the council seats were up for election, Salma Yaqoob retained her seat but the three other Respect candidates were defeated.

Elsewhere, Respect candidates failed to make any sort of impression. They stood candidates in Redbridge, Bradford, Manchester, Salford, Oldham and Rochdale, but none came close to winning. Indeed, of the 19 Respect candidates in these areas, 14 came bottom of the poll. The only ward that showed some promise for the future was Milkstone & Deeplish in Rochdale, where Javed Iqbal came third with 21% of the vote. This leaves Respect with a total of four local councillors: three in Birmingham (all in the same Sparkbrook ward) and one in Tower Hamlets.

Analysis

Respect always had limited appeal, both in terms of its policies and the section of the electorate at whom it directed its efforts. In 2005, with anger over the Iraq war running high, this was enough for Respect to win a Parliamentary seat in Bethnal Green & Bow and perform well enough to promise more success in the future. The following year, Respect stood 163 candidates in the local elections, winning sixteen council seats and establishing themselves as a significant opposition on Tower Hamlets council. However, small fringe parties need favourable political conditions and internal harmony to prosper, and Respect, just like the BNP, has not been able to maintain its electoral momentum.

The most significant factor in Respect's decline was a split in the party in 2008. The ejection of the Socialist Workers Party (SWP) left Respect in the hands of Galloway, Yaqoob and their mainly Muslim followers. This cost Respect an important section of their political activists and organisational structure, while hitching it even closer to Galloway's particular brand of celebrity politics. While some leftists from the SWP and other groups did remain with Respect, the fact that the party's strength is so localised reflects the fact that its voter appeal is still community-based. However, this is far from the whole story and it would be wrong to assume that Respect is synonymous with Muslim electoral ambitions. Yaqoob has experienced resistance to her political ambitions from older, more conservative Muslims who do not like the idea

of a young 'hijabi' being such a high-profile politician. Galloway lost a lot of Muslim support when he debased himself on the Big Brother reality TV show. He was replaced in Bethnal Green & Bow by the Labour candidate Rushnara Ali - a Bangladeshi woman who has become the first Bangladeshi to sit in Parliament, bringing much pride to her community as a result. With British soldiers no longer in Iraq and more pressing issues of the economy, unemployment and housing coming to the fore, Respect's particular character and image offer little to address the primary concerns of voters, whether Muslim or not.

The question of 'what happens next' has always hovered around Respect, and is more acute now than ever. The fact that Respect only managed to stand just over half the number of candidates that they had in 2006 suggests that they are a declining force, even before their 2010 losses are factored into the equation. Galloway has promised to remain with the party and even raised suggestions that he might stand for Mayor of Tower Hamlets (which will be directly elected in October 2010), but has also spoken of broadening out his already diverse media activities. It would not be a surprise if his future ambitions lie elsewhere. Yaqoob remains eminently electable, but might have to leave Respect to fulfil her ambitions; she would definitely be an MP by now had she stood for one of the three main parties. Respect has also failed to establish a permanent and reliable support base, even amongst the Bangladeshi community in East London where it has found most support. Respect councillors in Tower Hamlets have defected to Labour, the Liberal Democrats and the Conservatives in the past four years. This process is likely to accelerate after their 2010 collapse; their Tower Hamlets Chairman, Azmal Hussein, announced within days of the election that he was leaving the party. While Respect is likely to remain active in local politics in Birmingham and East London, it would take a significant victory, such as winning the mayoralty of Tower Hamlets, to reverse the party's general decline.

COMMUNITY CAMPAIGNING

As with previous elections, there was some public debate as to the existence and nature of a supposed 'Muslim vote' in the general election. Some organisations, particularly those of an Islamist or anti-Zionist orientation, tried to mobilise and direct Muslim voters for or against particular candidates.

The **Muslim Council of Britain** (MCB) launched 'Muslim Vote 2010', to encourage British Muslims to vote in the general election. The website followed the MCB's practice at previous elections of not endorsing any particular candidates or parties, but instead encouraging voters to ask candidates for their views on specific issues. In 2010, these were listed as anti-Muslim hatred and Islamophobia; public services; democratic renewal; foreign affairs; security and counter-terrorism; education; and employment. This wide range of concerns reflected the MCB's opinion that it would be wrong to assume there is such a thing as a Muslim bloc vote: "the Muslim voter, like any other Briton, may well make discerning choices of which their 'Muslim identity', if ever there was one, is only a part of a menu of considerations." This campaign was also partly a response to the view put forward by some groups, that voting in the elections was 'haram', or not allowed according to Islamic law.

A similar venture, set up and run by activists from the anti-Israel **Friends of al-Aqsa** pressure group, was called 'You Elect'. You Elect also set out to encourage participation in the election, while not endorsing any specific candidates or parties. Their work included leaflets to encourage voter participation – one of which was produced jointly with the Islamic Forum of Europe – opinion polls of Muslim voters and organising hustings for candidates. As befits a campaign run by a single issue pressure group, its list of questions for candidates had a much narrower focus: Islamophobia, freedom of dress, extremism, climate change, foreign policy and aid.

The **Palestine Solidarity Campaign** issued a six-point election pledge that it asked candidates to answer. The points included calls for an arms embargo on Israel and limited economic sanctions. The pledge was signed by 30 Labour candidates; 28 Liberal Democrat candidates; no Conservatives; 79 Greens; and all ten Respect candidates. The PSC also claimed to have received an official response from the Liberal Democrats as a party, which included endorsing an arms embargo and suspension of EU

trade agreements with Israel "until the blockade of Gaza is lifted". PSC also organised election hustings around the country. However, the Israel-Palestine conflict as an issue did not play any significant role in the election campaign, and was not even mentioned in the second televised leaders' debate, which focused on foreign affairs.

The **British Muslim Initiative** (BMI), which is closely aligned with the Muslim Brotherhood, issued a list of "recommended candidates" for Muslims. This is the same approach as that taken by the BMI's predecessor organisation, the Muslim Association of Britain, in 2005. Unlike the MCB, the BMI did endorse the idea of a 'Muslim vote' that could swing elections, arguing that: "The Muslim vote does not only count. It can decide. Vote responsibly and vote tactically." The BMI's list included 52 candidates: 26 Labour, 16 Liberal Democrats, five Conservatives, three from Respect, one Green and one Independent. However, the BMI's lack of a grassroots campaigning structure meant that this list was not backed up by significant campaigning support and no consistent pattern was discernable in the fortunes of the BMI's preferred candidates.

One organisation that did engage in on-the-ground campaigning was the **Muslim Public Affairs Committee** (MPAC), which has developed a strategy over successive elections of targeting individual MPs who it considers to be "Zionist" or "pro-war". In 2010 MPAC produced a list of 32 MPs and four Prospective Parliamentary Candidates (PPCs) which it titled, "Is your MP a Zionist?" It then whittled this down to seven constituencies where it actively campaigned against the sitting MP: Claire Ward in Watford; Denis MacShane in Rotherham; Andrew Dismore in Hendon; Terry Rooney in Bradford East; Phil Woolas in Oldham East & Saddleworth; Khalid Mahmood in Birmingham Perry Barr; and Mike Gapes in Ilford South. Some of these have been long-running campaigns: Gapes, for example, complained in the House of Commons about the activities of MPAC after the 2001 general election. MPAC calls its campaign a "Jihad" and its material is often extremely abusive about its targets, describing them as "Zio-Nazis" amongst other insults. This kind of scare-mongering can have an impact on voters, and those candidates who are targeted by MPAC often feel the need to respond by pointing out their good relations with mosques and Muslim groups in their constituency.

Of the seven MPs targeted by MPAC, three lost

their seats, for which MPAC claimed the credit. However, this does not tell the whole story. One of the unseated MPs, Andrew Dismore in Hendon, suffered a smaller swing against him than in neighbouring seats and has been replaced by Matthew Offord, a Conservative who has a long pro-Israel record. Another, Claire Ward in Watford, has been replaced by Richard Harrington, formerly the Chairman of Conservative Friends of Israel. These examples point to the immaturity of MPAC's approach, and the ultimate futility of their narrow agenda. This was summed up by their campaign to unseat Terry Rooney, who has never engaged in pro-Israel campaigning and signed the PSC election pledge, on the grounds that he is a "pro-war Zionist".

MPAC's style also introduces a poisonous tone into local campaigning: Lee Scott, a Jewish MP in the neighbouring Ilford North constituency to Mike Gapes, suffered antisemitic death threats that he believed were indirectly attributable to the atmosphere generated by MPAC. While MPAC is capable of generating a short-term, local effect, its tactics have not shown evidence of a sustainable, long-term impact: Mike Gapes, who has suffered its particular brand of campaigning more than any other MP, actually increased his share of the vote in 2010, and polled more votes than in any general election since before MPAC began its campaigns against him.

BNP General Election 2010 Results

Parliamentary Constituency	Candidate	Region	Party	Vote	Percent	Place
Aberavon	Kevin Edwards	Wales	BNP	1,276	4.1%	5 of 8
Aberdeen North	Roy Jones	Scotland	BNP	635	1.7%	5 of 6
Aberdeen South	Susan Ross	Scotland	BNP	529	1.2%	5 of 7
Alyn & Deeside	John Walker	Wales	BNP	1,368	3.4%	5 of 6
Amber Valley	Michael Clarke	East Midlands	BNP	3,195	7.0%	5 of 6
Ashfield	Edward Holmes	East Midlands	BNP	2,781	5.8%	4 of 7
Ashton-under-Lyne	David Lomas	North West	BNP	2,929	7.6%	4 of 5
Banff and Buchan	Richard Kenneth Payne	Scotland	BNP	1,010	2.6%	5 of 5
Barking	Nick Griffin	London	BNP	6,620	14.6%	3 of 10
Barnsley Central	Ian Sutton	Yorkshire and Humber	BNP	3,307	8.9%	4 of 8
Barnsley East	Colin Porter	Yorkshire and Humber	BNP	3,301	8.6%	4 of 8
Barrow and Furness	Mike Ashburner	North West	BNP	840	1.9%	5 of 7
Basildon and Billericay	Irene Bateman	Eastern	BNP	1,934	4.6%	4 of 5
Basildon South and Thurrock East	Christopher Roberts	Eastern	BNP	2,518	5.6%	5 of 6
Batley and Spen	David Exley	Yorkshire and Humber	BNP	3,685	7.1%	4 of 5
Beckenham	Roger Tonks	London	BNP	1,001	2.1%	5 of 7
Bedford	William Dewick	Eastern	BNP	757	1.7%	5 of 7
Bedfordshire North East	Ian Seeby	Eastern	BNP	1,265	2.3%	5 of 5
Bedfordshire South West	Mark Tolman	Eastern	BNP	1,703	3.4%	5 of 5
Bermondsey and Old Southwark	Steve Tyler	London	BNP	1,370	3.1%	4 of 7
Berwick-Upon-Tweed	Peter Mailer	North East	BNP	1,213	3.2%	4 of 5
Bethnal Green and Bow	Jeffrey Marshall	London	BNP	1,405	2.8%	5 of 11
Beverley and Holderness	Neil Whitelam	Yorkshire and Humber	BNP	2,080	3.9%	4 of 7
Bexhill and Battle	Neil Jackson	South East	BNP	1,950	3.6%	5 of 5
Bexleyheath and Crayford	Stephen James	London	BNP	2,042	4.7%	4 of 7
Birmingham, Edgbaston	Trevor Lloyd	West Midlands	BNP	1,196	2.9%	4 of 8
Birmingham, Erdington	Kevin McHugh	West Midlands	BNP	1,815	5.1%	4 of 8
Birmingham, Erdington	Terry Williams	West Midlands	NF	229	0.6%	7 of 8
Birmingham, Hodge Hill	Richard Lumby	West Midlands	BNP	2,333	5.5%	4 of 6
Birmingham, Northfield	Les Orton	West Midlands	BNP	2,290	5.5%	4 of 7
Birmingham, Selly Oak	Lynette Orton	West Midlands	BNP	1,820	3.9%	4 of 7
Birmingham, Yardley	Tanya Lumby	West Midlands	BNP	2,153	5.3%	4 of 6
Birmingham, Yardley	Paul Edward Morris	West Midlands	NF	349	0.9%	6 of 6
Bishop Auckland	Adam Walker	North East	BNP	2,036	4.9%	4 of 6
Blackburn	Robin James Evans	North West	BNP	2,158	4.7%	4 of 8
Blackley and Broughton	Derek Adams	North West	BNP	2,469	7.2%	4 of 7
Blackpool North and Cleveleys	James Clayton	North West	BNP	1,556	3.8%	5 of 6
Blackpool South	Roy Goodwin	North West	BNP	1,482	4.2%	4 of 6
Blaenau Gwent	Anthony King	Wales	BNP	1,211	3.7%	6 of 8
Blaydon	Keith McFarlane	North East	BNP	2,200	4.9%	4 of 4
Blythe Valley	Steve Fairbairn	North East	BNP	1,699	4.4%	4 of 7
Bognor Regis and Littlehampton	Andrew Moffatt	South East	BNP	1,890	4.0%	5 of 6
Bolsover	Martin Radford	East Midlands	BNP	2,640	6.0%	4 of 5
Bolton South East	Sheila Spink	North West	BNP	2,012	5.1%	4 of 7
Bootle	Charles Stewart	North West	BNP	942	2.3%	5 of 6
Boston and Skegness	David Owens	East Midlands	BNP	2,278	5.3%	5 of 6
Bosworth	John Ryde	East Midlands	BNP	2,458	4.5%	4 of 7
Bracknell	Mark Burke	South East	BNP	1,253	2.4%	5 of 7
Bradford East	Neville Poynton	Yorkshire and Humber	BNP	1,854	4.6%	4 of 7
Bradford East	Gerry Robinson	Yorkshire and Humber	NF	222	0.5%	7 of 7
Bradford South	Sharon Sutton	Yorkshire and Humber	BNP	2,651	7.0%	4 of 6
Bradford South	James Lewthwaite	Yorkshire and Humber	DN	315	0.8%	6 of 6
Bradford West	Neil Craig	Yorkshire and Humber	DN	438	1.1%	8 of 8
Bradford West	Jenny Sampson	Yorkshire and Humber	BNP	1,370	3.4%	4 of 8
Braintree	Paul Stephen Hooks	Eastern	BNP	1,080	2.2%	5 of 6
Brentford and Isleworth	Paul Winnett	London	BNP	704	1.3%	6 of 10

Parliamentary Constituency	Candidate	Region	Party	Vote	Percent	Place
Brentwood & Ongar	Paul Morris	Eastern	BNP	1,447	2.9%	5 of 9
Bridgend	Brian Urch	Wales	BNP	1,020	2.7%	5 of 6
Brigg & Goole	Stephen Ward	Yorkshire & Humber	BNP	1,498	3.4%	5 of 5
Bridgwater & West Somerset	Donna Treanor	South West	BNP	1,282	2.4%	5 of 7
Bristol East	Brian Jenkins	South West	BNP	1,960	4.4%	4 of 8
Bristol South	Colin Chidsey	South West	BNP	1,739	3.6%	4 of 8
Broadland	Edith Crowther	Eastern	BNP	871	1.7%	5 of 6
Bromley & Chislehurst	Rowena Savage	London	BNP	1,070	2.4%	5 of 7
Bromsgrove	Elizabeth Wainright	West Midlands	BNP	1,923	3.7%	6 of 8
Broxbourne	Steve McCole	Eastern	BNP	2,159	4.7%	4 of 6
Broxtowe	Micheal Shore	East Midlands	BNP	1,422	2.7%	4 of 6
Buckingham	Lynne Mozar	South East	BNP	980	2.0%	6 of 11
Burnley	Sharon Wilkinson	North West	BNP	3,747	9.0%	4 of 7
Burton	Alan Hewitt	West Midlands	BNP	2,409	4.8%	4 of 5
Bury North	John Maude	North West	BNP	1,825	4.1%	4 of 7
Bury South	Jean Purdy	North West	BNP	1,743	3.6%	4 of 7
Caerphilly	Laurence Reid	Wales	BNP	1,635	4.2%	5 of 6
Calder Valley	John Gregory	Yorkshire & Humber	BNP	1,823	3.5%	4 of 9
Cambridgeshire North East	Susan Clapp	Eastern	BNP	1,747	3.3%	5 of 7
Cannock Chase	Terence Majorowicz	West Midlands	BNP	1,580	3.5%	5 of 8
Carlisle	Paul Stafford	North West	BNP	1,086	2.6%	4 of 8
Carshalton & Wallington	Charlotte Lewis	London	BNP	1,100	2.4%	5 of 6
Castle Point	Phil Howell	Eastern	BNP	2,205	4.9%	5 of 5
Charnwood	Cathy Duffy	East Midlands	BNP	3,116	5.8%	4 of 5
Chatham & Aylesford	Colin McCarthy-Stewart	South East	BNP	1,365	3.1%	4 of 8
Chelmsford	Michael Bateman	Eastern	BNP	899	1.6%	5 of 8
Chelsea & Fulham	Brian MacDonald	London	BNP	388	1.0%	7 of 9
Chingford & Woodford Green	Julian Leppert	London	BNP	1,288	3.0%	4 of 8
Chippenham	Michael Simpkins	South West	BNP	641	1.2%	5 of 8
Clacton	James Taylor	Eastern	BNP	1,975	4.6%	4 of 7
Clwyd South	Sarah Hynes	Wales	BNP	1,100	3.2%	5 of 6
Colchester	Sidney Cheney	Eastern	BNP	705	1.5%	5 of 9
Colne Valley	Barry Fowler	Yorkshire & Humber	BNP	1,893	3.4%	4 of 7
Copeland	Clive Jefferson	North West	BNP	1,474	3.4%	4 of 6
Corby	Roy Davies	East Midlands	BNP	2,525	4.7%	4 of 4
Coventry North East	Tom Gower	West Midlands	BNP	1,863	4.3%	4 of 7
Coventry North West	Edward Sheppard	West Midlands	BNP	1,666	3.6%	4 of 9
Crawley	Richard Trower	South East	BNP	1,672	3.5%	4 of 8
Crewe & Nantwich	Phillip Williams	North West	BNP	1,043	2.0%	5 of 6
Croydon Central	Cliff Le May	London	BNP	1,448	2.9%	5 of 10
Dagenham & Rainham	Michael Barnbrook	London	BNP	4,952	11.2%	3 of 8
Darlington	Amanda Foster	North East	BNP	1,262	2.9%	4 of 5
Delyn	Jennifer Matthys	Wales	BNP	844	2.3%	5 of 6
Derby North	Peter Cheeseman	East Midlands	BNP	2,000	4.4%	4 of 7
Derbyshire Mid	Lewis Allsebrook	East Midlands	BNP	1,698	3.6%	4 of 6
Derbyshire South	Peter Jarvis	East Midlands	BNP	2,193	4.3%	4 of 6
Devon West & Torridge	Nick Baker	South West	BNP	766	1.4%	6 of 6
Dewsbury	Roger Roberts	Yorkshire & Humber	BNP	3,265	6.0%	5 of 7
Don Valley	Erwin Toseland	Yorkshire & Humber	BNP	2,112	4.9%	4 of 7
Doncaster Central	John Bettney	Yorkshire & Humber	BNP	1,762	4.2%	5 of 8
Doncaster North	Pamela Chambers	Yorkshire & Humber	BNP	2,818	6.8%	4 of 7
Dover	Dennis Whiting	South East	BNP	1,104	2.2%	5 of 8
Dudley North	Kenneth Griffiths	West Midlands	BNP	1,899	4.9%	5 of 6
Dudley North	Kevin Inman	West Midlands	NF	173	0.4%	6 of 6
Durham, City of	Ralph Musgrave	North East	BNP	1,153	2.5%	4 of 6
Durham North	Peter Molloy	North East	BNP	1,686	4.1%	4 of 5
Durham North West	Michael Stewart	North East	BNP	1,852	4.2%	5 of 6
Ealing North	David Furness	London	BNP	1,045	2.2%	4 of 7
Easington	Cheryl Dunn	North East	BNP	2,317	6.6%	4 of 5

Parliamentary Constituency	Candidate	Region	Party	Vote	Percent	Place
Eastbourne	Colin Poulter	South East	BNP	939	1.8%	6 of 8
Eastleigh	Keith Low	South East	NLP	93	0.2%	7 of 7
Elmet & Rothwell	Sam Clayton	Yorkshire & Humber	BNP	1,802	3.2%	4 of 6
Eltham	Roberta Woods	London	BNP	1,745	4.2%	4 of 8
Enfield North	Tony Avery	London	BNP	1,228	2.8%	4 of 10
Epping Forest	Pat Richardson	Eastern	BNP	1,982	4.3%	4 of 7
Erewash	Mark Bailey	East Midlands	BNP	2,337	4.9%	4 of 7
Erith & Thamesmead	Kevin Saunders	London	BNP	2,184	5.1%	4 of 9
Exeter	Robert Farmer	South West	BNP	673	1.3%	7 of 7
Faversham & Mid Kent	Graham Kemp	South East	NF	542	1.2%	6 of 7
Feltham & Heston	John Donnelly	London	BNP	1,714	3.5%	4 of 10
Filton & Bradley Stoke	David Scott	South West	BNP	1,328	2.7%	5 of 8
Folkstone & Hythe	Harry Williams	South East	BNP	1,662	3.1%	5 of 7
Gainsborough	Malcolm Porter	East Midlands	BNP	1,512	3.1%	5 of 5
Gateshead	Kevin Scott	North East	BNP	1,787	4.7%	4 of 8
Gedling	Stephen Adcock	East Midlands	BNP	1,598	3.8%	4 of 5
Gillingham & Rainham	Brian Ravenscroft	South East	BNP	1,149	2.5%	5 of 9
Glasgow Central	Ian Holt	Scotland	BNP	616	2.0%	6 of 9
Glasgow East	Joseph Finnie	Scotland	BNP	677	2.1%	5 of 7
Glasgow North	Thomas Main	Scotland	BNP	296	1.0%	6 of 7
Glasgow North East	Walter Hamilton	Scotland	BNP	798	2.7%	5 of 8
Glasgow North West	Scott McLean	Scotland	BNP	699	2.0%	6 of 7
Glasgow South	Mike Coyle	Scotland	BNP	637	1.6%	6 of 7
Glasgow South West	David Orr jnr	Scotland	BNP	841	2.6%	6 of 6
Gordon	Elise Mary Jones	Scotland	BNP	699	1.4%	4 of 6
Gosport	Barry Bennett	South East	BNP	1,004	2.1%	5 of 10
Gower	Adrian Jones	Wales	BNP	963	2.3%	5 of 6
Grantham & Stamford	Christopher Robinson	East Midlands	BNP	2,485	4.7%	4 of 6
Great Grimsby	Steve Fyfe	Yorkshire & Humber	BNP	1,517	4.6%	5 of 7
Great Yarmouth	Bosco Tann	Eastern	BNP	1,421	3.3%	5 of 7
Greenwich & Woolwich	Lawrence Rustem	London	BNP	1,151	2.8%	4 of 9
Halifax	Tom Bates	Yorkshire & Humber	BNP	2,760	6.3%	4 of 6
Haltemprice & Howden	James Cornell	Yorkshire & Humber	BNP	1,583	3.2%	4 of 6
Halton	Andrew Taylor	North West	BNP	1,563	3.8%	4 of 6
Hammersmith	James Searle	London	BNP	432	0.9%	6 of 7
Hampstead & Kilburn	Victoria Moore	London	BNP	328	0.6%	6 of 8
Harborough	Geoffrey Dickens	East Midlands	BNP	1,715	3.1%	4 of 7
Harlow	Edward Butler	Eastern	BNP	1,739	4.0%	4 of 6
Harrogate & Knaresborough	Steve Gill	Yorkshire & Humber	BNP	1,094	2.1%	4 of 5
Hartlepool	Ronnie Bage	North East	BNP	2,002	5.2%	5 of 5
Harwich & North Essex	Steve Robey	Eastern	BNP	1,065	2.2%	5 of 7
Hastings & Rye	Nick Prince	South East	BNP	1,310	2.6%	5 of 6
Hayes & Harlington	Chris Forster	London	BNP	1,520	3.6%	4 of 8
Hayes & Harlington	Andrew Cripps	London	NF	566	1.3%	5 of 7
Hemel Hempstead	Janet Price	Eastern	BNP	1,615	3.3%	4 of 6
Hemsworth	Ian Ashley Kitchen	Yorkshire & Humber	BNP	3,059	7.0%	4 of 5
Henley	John Roger Bews	South East	BNP	1,020	1.9%	6 of 6
Hereford & South Herefordshire	John Oliver	West Midlands	BNP	986	2.0%	5 of 5
Hertford & Stortford	Roy Harris	Eastern	BNP	1,297	2.3%	5 of 8
Hertsmere	Daniel Seabrook	Eastern	BNP	1,397	3.0%	5 of 6
Hexham	Quentin Hawkins	North East	BNP	1,205	2.8%	5 of 6
Heywood & Middleton	Peter Greenwood	North West	BNP	3,239	7.0%	4 of 6
Holborn & St Pancras	Robert Carlyle	London	BNP	779	1.4%	5 of 9
Hornchurch & Upminster	William Whelpley	London	BNP	3,421	6.4%	4 of 8
Houghton & Sunderland South	Karen Allen	North East	BNP	1,961	5.2%	5 of 6
Huddersfield	Rachel Firth	Yorkshire & Humber	BNP	1,563	3.9%	5 of 6
Hull East	Joe Uttley	Yorkshire & Humber	NF	880	2.8%	5 of 6
Hull North	John Mainprize	Yorkshire & Humber	BNP	1,443	4.3%	4 of 7
Hull West & Hessle	Edward Scott	Yorkshire & Humber	BNP	1,416	4.5%	5 of 7
Hyndburn	David Shapcott	North West	BNP	2,137	5.0%	4 of 9
Iford North	Danny Warville	London	BNP	1,545	3.3%	4 of 7

Parliamentary Constituency	Candidate	Region	Party	Vote	Percent	Place
Ipswich	Dennis Henry Boater	Eastern	BNP	1,270	2.7%	5 of 9
Isle of Wight	Geof Clynych	South East	BNP	1,457	2.1%	5 of 11
Islwyn	John Voisey	Wales	BNP	1,320	3.8%	6 of 8
Jarrow	Andy Swaddle	North East	BNP	2,709	7.0%	4 of 4
Kingswood	Michael Carey	South West	BNP	1,311	2.7%	5 of 7
Keighley	Andrew Brons	Yorkshire & Humber	BNP	1,962	4.2%	4 of 6
Keighley	Steve Smith	Yorkshire & Humber	NF	135	0.3%	6 of 6
Kettering	Clive Skinner	East Midlands	BNP	1,366	2.9%	4 of 6
Knowsley	Steven Greenhalgh	North West	BNP	1,895	4.2%	4 of 5
Lancaster & Fleetwood	Debra Kent	North West	BNP	938	2.2%	6 of 7
Leeds Central	Kevin Meeson	Yorkshire & Humber	BNP	3,066	8.2%	4 of 6
Leeds East	Trevor Brown	Yorkshire & Humber	BNP	2,947	7.8%	4 of 5
Leeds North East	Tom Redmond	Yorkshire & Humber	BNP	758	1.6%	5 of 6
Leeds North West	Geoffrey Bulmer	Yorkshire & Humber	BNP	766	1.8%	4 of 8
Leeds West	Joanna Beverley	Yorkshire & Humber	BNP	2,377	6.1%	4 of 6
Leicester East	Colin Gilmore	East Midlands	BNP	1,700	3.5%	4 of 7
Leicester South	Adrian Waudby	East Midlands	BNP	1,418	3.0%	4 of 6
Leicester West	Gary Reynolds	East Midlands	BNP	2,158	6.0%	4 of 10
Leicestershire North West	Ian Meller	East Midlands	BNP	3,396	6.5%	4 of 5
Leicestershire South	Paul Preston	East Midlands	BNP	2,721	5.0%	4 of 5
Leigh	Gary Chadwick	North West	BNP	2,724	5.8%	4 of 8
Lewes	David Lloyd	South East	BNP	594	1.2%	6 of 7
Leyton & Wanstead	Jim Clift	London	BNP	561	1.4%	6 of 8
Lincoln	"Rev" Robert West	East Midlands	BNP	1,367	3.0%	4 of 7
Liverpool Riverside	Peter Stafford	North West	BNP	706	1.8%	5 of 6
Liverpool Walton	Peter Stafford	North West	BNP	1,104	3.2%	4 of 7
Liverpool Wavertree	Steven McEllenborough	North West	BNP	150	0.4%	7 of 8
Livingston	David Orr	Scotland	BNP	960	2.0%	5 of 8
Loughborough	Kevan Stafford	East Midlands	BNP	2,040	3.9%	4 of 5
Louth & Horncastle	Julia Green	East Midlands	BNP	2,199	4.4%	4 of 7
Ludlow	Christina Evans	West Midlands	BNP	1,016	2.1%	5 of 7
Luton North	Shelley Rose	Eastern	BNP	1,316	3.1%	5 of 6
Luton South	Tony Blakey	Eastern	BNP	1,299	3.1%	5 of 12
Maidenhead	Tim Rait	South East	BNP	825	1.5%	5 of 7
Maidstone & The Weald	Gary Butler	South East	NF	643	1.3%	6 of 7
Makerfield	Ken Haslam	North West	BNP	3,229	7.4%	5 of 6
Maldon	Len Blain	Eastern	BNP	1,464	3.1%	5 of 5
Manchester Central	Tony Trebilcock	North West	BNP	1,636	4.1%	4 of 10
Mansfield	Rachel Hill	East Midlands	BNP	2,108	4.4%	6 of 6
Meriden	Frank O'Brien	West Midlands	BNP	2,511	4.8%	4 of 7
Merthyr Tydfil	Richard Barnes	Wales	BNP	1,173	3.7%	6 of 8
Mid Sussex	Stuart Minihaue	South East	BNP	583	1.0%	6 of 7
Middlesbrough	Michael Ferguson	North East	BNP	1,954	5.8%	5 of 6
Middlesbrough South & East Cleveland	Shaun Gatley	North East	BNP	1,576	3.4%	5 of 6
Milton Keynes North	Richard Hamilton	South East	BNP	1,154	2.1%	5 of 9
Milton Keynes South	Matthew Tait	South East	BNP	1,502	2.7%	5 of 8
Mitcham & Morden	Tony Martin	London	BNP	1,386	3.2%	4 of 8
Montgomeryshire	Milton Ellis	Wales	NF	384	1.1%	6 of 7
Morley & Outwood	Chris Beverley	Yorkshire & Humber	BNP	3,535	7.2%	4 of 5
Neath	Michael Green	Wales	BNP	1,342	3.6%	5 of 6
Newcastle upon Tyne Central	Ken Booth	North East	BNP	2,302	6.7%	4 of 6
Newcastle upon Tyne East	Alan Spence	North East	BNP	1,342	3.5%	4 of 6
Newcastle upon Tyne North	Terry Gibson	North East	BNP	1,890	4.3%	4 of 6
Newport East	Keith Jones	Wales	BNP	1,168	3.4%	4 of 7
Newport West	Timothy Windsor	Wales	BNP	1,183	3.0%	4 of 7
Norfolk Mid	Christine Kelly	Eastern	BNP	1,261	2.5%	6 of 6
Norfolk North West	David Fleming	Eastern	BNP	1,839	3.8%	5 of 6
Norfolk South	Helen Mitchell	Eastern	BNP	1,086	2.0%	5 of 6
Norfolk South West	Dennis Pearce	Eastern	BNP	1,774	3.6%	5 of 6
Normanton, Pontefract & Castleford	Graham Thewlis-Hardy	Yorkshire & Humber	BNP	3,864	8.4%	4 of 5
North Devon	Gary Marshall	South West	BNP	614	1.2%	6 of 9

Parliamentary Constituency	Candidate	Region	Party	Vote	Percent	Place
North Shropshire	Phil Reddall	West Midlands	BNP	1,667	3.2%	5 of 6
North Warwickshire	Jason Holmes	West Midlands	BNP	2,106	4.5%	4 of 6
Northampton North	Raymond Beasley	East Midlands	BNP	1,238	3.1%	5 of 9
Norwich North	Tom Richardson	Eastern	BNP	747	1.8%	6 of 8
Norwich South	Len Heather	Eastern	BNP	697	1.5%	6 of 7
Nottingham North	Simon Brindley	East Midlands	BNP	1,944	5.7%	4 of 5
Nottingham South	Antony Woodward	Eastern	BNP	1,140	2.8%	4 of 6
Nuneaton	Martyn Findlay	West Midlands	BNP	2,797	6.3%	4 of 4
Ogmore	Kay Thomas	Wales	BNP	1,242	3.6%	5 of 6
Old Bexley & Sidcup	John Brooks	London	BNP	2,132	4.7%	4 of 9
Oldham East & Saddleworth	Alwyn Stott	North West	BNP	2,546	5.7%	4 of 6
Oldham West & Royton	Dave Joines	North West	BNP	3,049	7.1%	4 of 6
Orpington	Tess Culnane	London	BNP	1,241	2.5%	5 of 7
Pendle	James Jackman	North West	BNP	2,894	6.4%	4 of 6
Penistone & Stocksbridge	Paul James	Yorkshire & Humber	BNP	2,207	4.7%	4 of 6
Penrith & The Border	Chris Davidson	North West	BNP	1,093	2.4%	5 of 5
Plymouth Moor View	Roy Cook	South West	BNP	1,438	3.5%	5 of 7
Poole	David Holmes	South West	BNP	1,188	2.5%	5 of 6
Portsmouth South	Geoff Crompton	South East	BNP	873	2.1%	5 of 8
Pudsey	Ian Gibson	Yorkshire & Humber	BNP	1,549	3.2%	4 of 5
Putney	Peter Darby	London	BNP	459	1.1%	5 of 6
Rayleigh & Wickford	Antony Evennett	Eastern	BNP	2,160	4.1%	6 of 6
Redcar	Kevin Broughton	North East	BNP	1,475	3.5%	5 of 6
Redditch	Andy Ingram	West Midlands	BNP	1,394	3.2%	5 of 10
Reigate	Keith Brown	South East	BNP	1,345	2.7%	5 of 6
Rochdale	Chris Jackson	North West	NF	2,236	4.9%	4 of 7
Rochford & Southend East	Geoffrey Strobridge	Eastern	BNP	1,856	4.5%	5 of 7
Romford	Robert Bailey	London	BNP	2,438	5.2%	4 of 9
Rossendale & Darwen	Kevin Alistair Bryan	North West	NF	1,062	2.3%	5 of 8
Rother Valley	Will Blair	Yorkshire & Humber	BNP	3,616	7.7%	4 of 5
Rotherham	Marlene Guest	Yorkshire & Humber	BNP	3,906	10.4%	4 of 6
Rugby	Mark Badrick	West Midlands	BNP	1,375	2.9%	4 of 6
Ruislip Northwood & Pinner	Ian Edward	London	NF	899	1.8%	5 of 7
Rutland & Melton	Keith Addison	East Midlands	BNP	1,757	3.2%	5 of 6
Saffron Walden	Christine Mitchell	Eastern	BNP	1,050	1.9%	5 of 6
Salford & Eccles	Tina Wingfield	North West	BNP	2,632	6.3%	4 of 8
Salisbury	Sean Witheridge	South West	BNP	765	1.6%	5 of 8
Scarborough & Whitby	Trisha Scott	Yorkshire & Humber	BNP	1,445	2.9%	5 of 8
Scunthorpe	Douglas Ward	Yorkshire & Humber	BNP	1,447	3.9%	5 of 6
Sedgefield	Mark Walker	North East	BNP	2,075	5.2%	4 of 6
Selby & Ainsty	Duncan Lorriman	Yorkshire & Humber	BNP	1,377	2.7%	5 of 6
Sevenoaks	Paul Golding	South East	BNP	1,384	2.8%	5 of 7
Sheffield, Brightside & Hillsborough	John Sheldon	Yorkshire & Humber	BNP	3,026	7.8%	4 of 6
Sheffield, Central	Tracey Smith	Yorkshire & Humber	BNP	903	2.2%	4 of 7
Sheffield, Heeley	John Beatson	Yorkshire & Humber	BNP	2,260	5.5%	4 of 6
Sheffield South East	Chris Hartigan	Yorkshire & Humber	BNP	2,345	5.7%	4 of 6
Sherwood	James North	East Midlands	BNP	1,754	3.6%	4 of 6
Shrewsbury & Atcham	James Whittall	West Midlands	BNP	1,168	2.2%	5 of 7
Sittingbourne & Sheppey	Lawrence Tames	South East	BNP	1,305	2.7%	5 of 7
Skipton & Ripon	Bernard Allen	Yorkshire & Humber	BNP	1,403	2.6%	5 of 8
Sleaford & North Hykeham	Mike Clayton	East Midlands	BNP	1,977	3.3%	6 of 6
Solihull	Andrew Terry	West Midlands	BNP	1,624	2.9%	4 of 6
South Holland & The Deepings	Roy Harban	East Midlands	BNP	1,796	3.6%	5 of 6
South Ribble	Rosalind Gauci	North West	BNP	1,054	2.0%	5 of 5
South Shields	Donna Watson	North East	BNP	2,382	6.5%	4 of 9
South West Hertfordshire	Deidre Gates	Eastern	BNP	1,302	2.3%	5 of 6
South West Surrey	Helen Hamilton	South East	BNP	644	1.1%	6 of 8
Southend West	Tony Gladwin	Eastern	BNP	1,333	3.1%	5 of 8
St Austell & Newquay	James Fitton	South West	BNP	1,022	2.2%	6 of 6
St Helens South & Whiston	James Thomas Winstanley	North West	BNP	2,040	4.4%	4 of 5
Stafford	Roland Hynd	West Midlands	BNP	1,103	2.2%	5 of 6

Parliamentary Constituency	Candidate	Region	Party	Vote	Percent	Place
Staffordshire South	David Bradnock	West Midlands	BNP	1,928	3.8%	5 of 6
Stalybridge & Hyde	Anthony Jones	North West	BNP	2,259	5.5%	4 of 6
Stevenage	Mike Green	Eastern	BNP	1,007	2.3%	5 of 9
Stockport	Duncan Warner	North West	BNP	1,201	3.1%	4 of 6
Stockton North	Neil Sinclair	North East	BNP	1,553	3.1%	4 of 7
Stockton South	James MacPherson	North East	BNP	1,724	4.4%	4 of 7
Stoke on Trent Central	Simon Darby	West Midlands	BNP	2,502	7.7%	4 of 10
Stoke on Trent North	Melanie Baddeley	West Midlands	BNP	3,196	8.0%	4 of 5
Stoke on Trent South	Michael Coleman	West Midlands	BNP	3,762	9.4%	4 of 7
Stourbridge	Robert Weale	West Midlands	BNP	1,696	3.6%	5 of 7
Straford on Avon	George Jones	West Midlands	BNP	1,097	2.2%	5 of 8
Suffolk West	Ramon Johns	Eastern	BNP	1,428	3.0%	5 of 7
Sunderland Central	John McCaffrey	North East	BNP	1,913	4.5%	4 of 5
Sutton & Cheam	John Clarke	London	BNP	1,014	2.1%	4 of 10
Sutton Coldfield	Robert Grierson	West Midlands	BNP	1,749	3.5%	4 of 6
Swansea East	Clive Bennett	Wales	BNP	1,715	5.2%	5 of 7
Swansea West	Alan Bateman	Wales	BNP	910	2.6%	5 of 9
Swindon North	Reg Bates	South West	BNP	1,542	3.1%	5 of 6
Telford	Phil Spencer	West Midlands	BNP	1,513	3.7%	5 of 5
The Wrekin	Susan Harwood	West Midlands	BNP	1,505	3.3%	5 of 5
Thurrock	Emma Colgate	Eastern	BNP	3,618	7.9%	4 of 6
Tonbridge & Malling	Mike Easter	South East	BNP	505	1.0%	6 of 7
Torbay	Ann Conway	South West	BNP	709	1.4%	5 of 6
Torfaen	Jenny Noble	Wales	BNP	1,657	4.4%	5 of 9
Totnes	Michael Turner	South West	BNP	624	1.3%	6 of 8
Tunbridge Wells	Andrew McBride	South East	BNP	704	1.4%	6 of 7
Twickenham	Chris Hurst	London	BNP	654	1.1%	6 of 8
Tynemouth	Dorothy Brooke	North East	BNP	1,404	2.7%	4 of 6
Tyneside North	John Burrows	North East	BNP	1,860	4.0%	4 of 6
Tyneside North	Bob Batten	North East	NF	599	1.3%	6 of 6
Uxbridge & South Ruslip	Dianne Sylvia Neal	London	BNP	1,396	3.1%	4 of 8
Uxbridge & South Ruslip	Francis McAllister	London	NF	271	0.6%	8 of 8
Vale of Clwyd	Ian Si'Ree	Wales	BNP	827	2.3%	5 of 7
Wakefield	Ian Senior	Yorkshire & Humber	BNP	2,581	5.8%	4 of 6
Walsall North	Christopher Woodall	West Midlands	BNP	2,930	8.1%	4 of 7
Wansbeck	Stephen Finlay	North East	BNP	1,418	3.7%	4 of 8
Washington & Sunderland West	Ian McDonald	North East	BNP	1,913	5.1%	4 of 5
Watford	Andrew Emerson	Eastern	BNP	1,217	2.2%	4 of 6
Weaver Vale	Colin Marsh	North West	BNP	1,063	2.4%	4 of 9
Wellingborough	Robert Walker	East Midlands	BNP	1,596	3.1%	5 of 10
Wells	Harry Boyce	South West	BNP	1,004	1.8%	5 of 6
Wentworth & Dearne	George Baldwin	Yorkshire & Humber	BNP	3,189	7.6%	5 of 5
West Aberdeenshire & Kincardine	Gary Raikes	Scotland	BNP	513	1.1%	5 of 6
West Bromwich East	Terry Lewin	West Midlands	BNP	2,205	5.8%	4 of 6
West Bromwich West	Russ Green	West Midlands	BNP	3,394	9.4%	4 of 5
West Ham	Michael Davidson	London	NF	1,089	2.3%	6 of 9
Westminster North	Stephen Curry	London	BNP	334	0.8%	5 of 10
Weston Super Mare	Penryn Parsons	South West	BNP	1,098	2.1%	5 of 7
Wigan	Charles Mather	North West	BNP	2,506	5.7%	5 of 5
Windsor	Peter Phillips	South East	BNP	950	1.9%	5 of 7
Wolverhampton North East	Simon Patten	West Midlands	BNP	2,296	6.6%	4 of 6
Worcester	Spencer Kirby	West Midlands	BNP	1,219	2.5%	5 of 9
Workington	Martin Wingfield	North West	BNP	1,496	3.8%	4 of 6
Wrexham	Melvin Roberts	Wales	BNP	1,134	3.4%	5 of 6
Wyre Forest	Gordon Howells	West Midlands	BNP	1,120	2.2%	6 of 6
Wythenshawe & Sale East	Bernard Todd	North West	BNP	1,572	3.9%	4 of 6
Yeovil	Robert Baehr	South West	BNP	1,162	2.0%	5 of 5
York Central	Jeff Kelly	Yorkshire & Humber	BNP	1,171	2.5%	5 of 7
York Outer	Cathy Smurthwaite	Yorkshire & Humber	BNP	956	1.8%	5 of 5
Yorkshire East	Gary Pudsey	Yorkshire & Humber	BNP	1,865	3.6%	5 of 7

BNP Council Election 2010 Results

Council	Ward	Candidate	Party	Vote	Percent	Position
East Midlands						
Amber Valley	Alfreton	Michael White	BNP	319	8.4%	4 of 4
Amber Valley	Codnor & Waingroves	Ken Cooper	BNP	391	14.6%	3 of 3
Amber Valley	Heanor & Loscoe	Paul Edward Snell	BNP	504	19.1%	3 of 3
Amber Valley	Heanor East	Emma Rebecca Roper	BNP	451	15.6%	3 of 4
Amber Valley	Heanor West	Maria Riley-Ward	BNP	542	17.6%	3 of 4
Amber Valley	Langley Mill & Aldecar	Timothy Knowles	NF	185	7.7%	4 of 5
Amber Valley	Ripley	Nathan Wilde	BNP	438	9.7%	4 of 4
Bassetlaw	East Retford North	David John Otter	BNP	282	7.2%	3 of 3
Lincoln	Birchwood	Phillip Marshall	BNP	192	3.7%	4 of 5
Lincoln	Bracebridge	Dean Russel Lowther	BNP	206	5.3%	4 of 5
Lincoln	Minister	Bunty Woherson	BNP	145	5.9%	4 of 5
Lincoln	Moorland	Philip Graham Staples	BNP	232	4.1%	7 of 8
Derby	Chaddesden	Paul Hilliard	BNP	733	11.5%	4 of 4
Derby	Derwent	Alex Johnstone	BNP	633	12.4%	4 of 4
Derby	Mackworth	Raymond Herbert Dixon	BNP	554	9.9%	4 of 4
Derby	Mickleover	Jonathan Barlow	BNP	441	5.3%	4 of 4
Derby	Spondon	Stephen Roland Hill	BNP	547	8.2%	4 of 4
East of England						
Basildon	Billericay East	Geoffrey John McCarthy	BNP	196	2.9%	5 of 5
Basildon	Billericay West	Michael Richard Bateman	BNP	219	3.2%	5 of 5
Basildon	Burstead	Irene Lillian Bateman	BNP	251	4.1%	5 of 5
Basildon	Crouch	Anthony Mark Gladwin	BNP	344	8.1%	4 of 4
Basildon	Fryerns	Leonard Alfred Heather	BNP	579	11.3%	4 of 5
Basildon	Laindon Park	Tony Parry	BNP	488	9.9%	4 of 4
Basildon	Langdon Hills	Thomas Frank Beaney	BNP	248	5.2%	5 of 5
Basildon	Lee Chapel North	Philip Howell	BNP	536	11.0%	4 of 4
Basildon	Nethermayne	Carolyn Rose Janet Rossiter	BNP	487	8.8%	4 of 4
Basildon	Pitsea North West	Raymond Pearce	BNP	460	9.5%	4 of 5
Basildon	Pitsea South East	Kevin Swaby	BNP	417	8.4%	5 of 5
Basildon	Wickford Castledon	Michael Dennis Keeble	BNP	273	6.5%	4 of 4
Basildon	Wickford North	David Michael King	BNP	497	8.1%	4 of 4
Basildon	Wickford Park	Paul Maylin	BNP	313	7.2%	4 of 4
Broxbourne	Bury Green	Wendy Jane Ward	BNP	373	12.8%	4 of 4
Broxbourne	Cheshunt Central	Ramon Paul Johns	BNP	408	11.8%	3 of 3
Broxbourne	Cheshunt North	Carolyn Iles	BNP	342	10.4%	4 of 4
Broxbourne	Flamstead End	Ian Seeby	BNP	355	10.4%	4 of 4
Broxbourne	Goffs Oak	Russell Jesse Shevill	BNP	320	7.7%	3 of 3
Broxbourne	Hoddesdon North	Terence Frederick Savage	BNP	276	7.5%	4 of 4
Broxbourne	Rosedale	Stephen McCole	BNP	419	20.5%	3 of 3
Broxbourne	Rye Park	William James Dewick	BNP	263	8.5%	4 of 4
Broxbourne	Waltham Cross	Christopher David Francis	BNP	248	9.1%	4 of 4
Broxbourne	Wormley & Turnford	Mark Anthony Gerrard	BNP	413	10.5%	4 of 4
Colchester	Highwoods	Patrick Albert Sullivan	BNP	98	2.3%	5 of 6
Epping Forest	Loughton Alderton	Edward John Long	BNP	328	15.5%	3 of 5
Epping Forest	Loughton Broadway	Thomas Leonard Richardson	BNP	323	17.6%	4 of 5
Epping Forest	Loughton Fairmead	Alexander Patrick Copland	BNP	300	15.5%	3 of 5
Epping Forest	Loughton Roding	Ryan Hazell	BNP	160	6.6%	4 of 4
Hertsmere	Borehamwood Brookmeadow	Freda Green	BNP	264	8.1%	4 of 5
Hertsmere	Borehamwood Cowley Hill	Colin Cooper	BNP	426	13.1%	3 of 4

Council	Ward	Candidate	Party	Vote	Percent	Position
East of England						
Ipswich	Stoke Park	Dennis Boater	BNP	190	5.8%	4 of 5
North Hertfordshire	Baldock Town	James Reginald Scott	BNP	140	3.8%	4 of 5
North Hertfordshire	Letchworth Grange	Thomas William Godfrey	BNP	176	4.6%	5 of 5
North Hertfordshire	Letchworth Wilbury	Reginald Frank Norgan	BNP	119	4.9%	4 of 4
Rochford	Hawkwell North	Antony William Evennett	BNP	264	11.1%	3 of 3
Rochford	Hawkwell South	Earl Victor Strobridge	BNP	389	19.7%	2 of 2
Rochford	Hawkwell West	James Michael Antony Wells	BNP	101	4.3%	5 of 5
Rochford	Whitehouse	Joan Elizabeth Court	BNP	156	7.3%	3 of 3
Southend	Belfairs	Elliot Munro	BNP	235	4.6%	5 of 5
Southend	Blenheim Park	Bernadette Jagers	BNP	264	5.4%	5 of 5
Southend	Chalkwell	David Newman	BNP	118	2.5%	7 of 7
Southend	Eastwood Park	Laurence Deacon	BNP	218	4.4%	5 of 6
Southend	Kursaal	David John Armstrong	BNP	232	6.5%	5 of 7
Southend	Leigh	Raymond Weaver	BNP	182	3.7%	4 of 4
Southend	Milton	Stanley Adie	BNP	171	4.4%	6 of 6
Southend	Prittlewell	Craig Bradley Pace	BNP	180	3.7%	5 of 6
Southend	Shoeburyness	Roger Gilbert Gander	BNP	265	5.7%	5 of 7
Southend	Southchurch	Geoff Mark Strobridge	BNP	289	6.2%	6 of 6
Southend	St Laurence	Keith Frederick Barrett	BNP	403	8.6%	4 of 4
Southend	St Luke's	Fenton Bowley	BNP	300	6.4%	5 of 7
Southend	Thorpe	Lisa Simmonds	BNP	158	3.0%	6 of 6
Southend	Victoria	Alisdair Thain Lewis	BNP	341	9.2%	4 of 5
Southend	West Leigh	Antony Robert Winchester	BNP	185	3.4%	4 of 6
Southend	West Shoebury	Russell Speller	BNP	227	4.9%	6 of 6
Southend	Westborough	Lancelot Martin	BNP	218	5.1%	5 of 7
St Albans	London Colney	Danny Seabrook	BNP	255	5.5%	4 of 5
Stevenage	Pin Green	Michael Andrew Green	BNP	136	4.8%	5 of 5
Thurrock	Aveley & Uplands	Dave Strickson	BNP	369	9.7%	5 of 5
Thurrock	Belhus	Ricky Strickson	BNP	727	20.3%	3 of 3
Thurrock	Chadwell St Mary	Derek Beackon	BNP	811	19.8%	3 of 3
Thurrock	Grays Riverside	Luke North	BNP	563	14.7%	3 of 4
Thurrock	Grays Thurrock	Tom Davis	BNP	432	11.0%	4 of 4
Thurrock	Little Thurrock Blackshots	Tracy Worth	BNP	228	7.5%	4 of 4
Thurrock	Little Thurrock Rectory	Donna Strickson	BNP	283	9.7%	4 of 4
Thurrock	Ockendon	Mark Gorman	BNP	525	12.7%	3 of 4
Thurrock	Orsett	Mark O'Nion	BNP	253	7.7%	4 of 4
Thurrock	South Chafford	Mickey White	BNP	303	11.3%	3 of 3
Thurrock	Stanford East & Corringham Town	David Godfrey	BNP	384	9.3%	4 of 4
Thurrock	Stifford Clays	Karne McGinn	BNP	249	7.8%	4 of 4
Thurrock	The Homesteads	Paul Woodley	BNP	413	8.9%	4 of 4
Thurrock	Tilbury Riverside & Thurrock Park	Anthony McGinn	BNP	585	25.0%	2 of 5
Thurrock	Tilbury St Chads	Jay Slaven	BNP	555	26.1%	2 of 3
Thurrock	West Thurrock & South Stifford	Warren Parish	BNP	574	16.9%	3 of 3
Welwyn Hatfield	Northaw & Cuffley	Mark Fuller	BNP	222	6.9%	4 of 4
London						
Barking & Dagenham	Abbey	Brian Tunney	BNP	326	6.4%	8 of 9
Barking & Dagenham	Alibon	Robert Bailey	BNP	1209	25.9%	4 of 8
Barking & Dagenham	Alibon	Gavin Cardy	BNP	1111	23.8%	5 of 8
Barking & Dagenham	Alibon	Giuseppe de Santis	BNP	977	20.9%	6 of 8
Barking & Dagenham	Becontree	Terence Matthews	BNP	1038	19.3%	4 of 13
Barking & Dagenham	Chadwell Heath	George Wilfred Woodward	BNP	594	11.8%	7 of 12
Barking & Dagenham	Eastbrook	Christine Anne Knight	BNP	900	17.3%	8 of 11
Barking & Dagenham	Eastbrook	Tony Knight	BNP	903	17.4%	7 of 11

Council	Ward	Candidate	Party	Vote	Percent	Position
London						
Barking & Dagenham	Eastbrook	John David Lillywhite	BNP	794	15.3%	9 of 11
Barking & Dagenham	Eastbury	Jeffrey Christopher Marshall	BNP	942	19.8%	4 of 14
Barking & Dagenham	Eastbury	Trevor Thomas William Wade	BNP	742	15.6%	5 of 14
Barking & Dagenham	Gascoigne	John Craig Fergie	BNP	536	11.1%	4 of 13
Barking & Dagenham	Goresbrook	Richard John Barnbrook	BNP	1340	27.2%	4 of 11
Barking & Dagenham	Goresbrook	Shell Brunt	BNP	1128	22.9%	6 of 11
Barking & Dagenham	Goresbrook	Edward Mark Butler	BNP	1146	23.3%	5 of 11
Barking & Dagenham	Heath	Sally Lister	BNP	969	20.6%	4 of 11
Barking & Dagenham	Heath	Paul Leslie William Sturdy	BNP	844	17.9%	5 of 11
Barking & Dagenham	Heath	Robert Michael Taylor	BNP	802	17.0%	6 of 11
Barking & Dagenham	Longbridge	Bede Ewing Smith	BNP	677	9.3%	7 of 13
Barking & Dagenham	Mayesbrook	Robert John Anthony Buckley	BNP	1109	22.9%	5 of 9
Barking & Dagenham	Mayesbrook	Tracy Anne Lansdown	BNP	1123	23.2%	4 of 9
Barking & Dagenham	Mayesbrook	Mandy Matthews	BNP	1024	21.2%	6 of 9
Barking & Dagenham	Parsloes	Christopher Walter Charles Forster	BNP	941	20.8%	5 of 8
Barking & Dagenham	Parsloes	Leigh Friend	BNP	1022	22.6%	4 of 8
Barking & Dagenham	Parsloes	Anthony Stephen McKay	BNP	867	19.2%	6 of 8
Barking & Dagenham	River	Scott Jones	BNP	933	18.8%	4 of 11
Barking & Dagenham	River	Victoria Jane Pengelly	BNP	853	17.2%	5 of 11
Barking & Dagenham	Thames	Roy Evans	BNP	716	17.1%	4 of 12
Barking & Dagenham	Thames	Andrew James Todd	BNP	661	15.8%	5 of 12
Barking & Dagenham	Valence	Christopher Roberts	BNP	1112	25.2%	4 of 8
Barking & Dagenham	Valence	Lawrence Rustem	BNP	995	22.5%	5 of 8
Barking & Dagenham	Valence	Kara Michelle Walker	BNP	963	21.8%	6 of 8
Barking & Dagenham	Village	Len Bird	BNP	1049	21.1%	4 of 8
Barking & Dagenham	Whalebone	Robin Lee Lillywhite	BNP	603	12.4%	7 of 11
Barnet	East Barnet	Stephen Curry	BNP	364	4.6%	15 of 15
Bexley	Belvedere	Neil Leslie Marsh Allen	BNP	671	12.0%	7 of 8
Bexley	Blendon & Penhill	Linda Osborne	BNP	711	9.7%	8 of 9
Bexley	Colyers	Peter William Hacking	BNP	666	12.4%	9 of 11
Bexley	Crayford	Stephen Arthur James	BNP	710	11.3%	8 of 9
Bexley	East Wickham	Michael John Barnbrook	BNP	1282	22.5%	5 of 12
Bexley	East Wickham	Linda Joyce Hacking	BNP	1066	18.7%	8 of 12
Bexley	East Wickham	Stephen James Hadley	BNP	1006	17.7%	9 of 12
Bexley	Falconwood & Welling	Michael Jones	BNP	670	10.5%	9 of 13
Bexley	Falconwood & Welling	Jaymie Ryan McCoy	BNP	628	9.8%	10 of 13
Bexley	Falconwood & Welling	Josephine Rosalind Ridout	BNP	547	8.5%	12 of 13
Bexley	North End	Thomas Charles Andrews	BNP	622	13.0%	9 of 10
Bexley	North End	Ivan Peter Osborne	BNP	533	11.1%	10 of 10
Bexley	Sidcup	Laurence Picton	BNP	466	6.5%	11 of 11
Bexley	St Michael's	Chloe Nichols	BNP	813	12.5%	8 of 11
Bexley	Barnehurst	Gary Steven Howells	BNP	641	9.5%	10 of 11
Bexley	Blackfen & Lamorbey	Maureen Alice Ann Slaughter	BNP	693	10.8%	9 of 10
Bexley	Brampton	Peter Glyn James	BNP	595	8.0%	9 of 9
Bexley	Christchurch	Gordon Jeffrey Davis	BNP	637	10.6%	10 of 10
Bexley	Cray Meadhows	John Brooks	BNP	583	10.0%	10 of 11
Bexley	Danson Park	Allyson Jane Davis	BNP	595	9.3%	11 of 11
Bexley	Erith	Lee Alan Woodthorpe	BNP	567	10.2%	8 of 8
Bexley	Lesnes Abbey	Nicola Anne Finch	BNP	716	11.6%	7 of 8
Bexley	Longlands	David Bowman	BNP	458	7.1%	10 of 14
Bexley	Northumberland Heath	Robert David Howard	BNP	639	9.8%	8 of 9
Bexley	St Mary's	Bernard Cresswell	BNP	508	7.8%	10 of 11
Bexley	Thamesmead East	Ben Scott	BNP	553	10.2%	8 of 11

Council	Ward	Candidate	Party	Vote	Percent	Position
London						
Brent	Fryent	Richard Chetwynd Blackmore	BNP	163	2.9%	13 of 13
Bromley	Biggin Hill	Michael Lionel Payne	BNP	390	6.7%	6 of 8
Bromley	Cray Valley East	Tess Culnane	BNP	659	9.7%	10 of 10
Bromley	Cray Valley West	Roger William Tonks	BNP	690	8.7%	11 of 14
Camden	Belsize	Derek Collins	BNP	90	1.4%	13 of 13
Camden	Kentish Town	Stephen Dorman	BNP	180	2.7%	13 of 14
Camden	Holborn & Covent Garden	Robert Carlyle	BNP	180	3.3%	13 of 13
Croydon	Ashburton	Tony Lee Martin	BNP	419	6.0%	10 of 12
Croydon	Coulsdon East	Marie Patricia McCammon	BNP	312	4.3%	12 of 14
Croydon	Fieldway	John James Clarke	BNP	583	14.4%	5 of 9
Croydon	Fieldway	Rowena Lindsey Savage	BNP	400	9.9%	7 of 9
Croydon	Heathfield	Dave Clarke	BNP	518	6.4%	9 of 12
Croydon	New Addington	Cliff Le May	BNP	691	15.8%	5 of 9
Croydon	New Addington	Donna Marie Treanor	BNP	496	11.4%	7 of 9
Croydon	Selsdon & Ballards	Mark Kevin Skinner	BNP	399	5.1%	10 of 13
Croydon	Shirley	Charlotte Lewis	BNP	441	5.3%	12 of 13
Ealing	Northolt West End	David Robert Furness	BNP	548	9.3%	10 of 10
Ealing	Northolt Mandeville	Paul Winnett	BNP	299	5.1%	10 of 10
Enfield	Enfield Highway	Marie Nicholas	BNP	450	6.2%	9 of 10
Enfield	Enfield Lock	Steve Squire	BNP	477	6.3%	10 of 10
Enfield	Palmers Green	Gavriel Angelos	BNP	233	3.0%	9 of 9
Enfield	Turkey Street	Tony Avery	BNP	573	8.4%	8 of 10
Greenwich	Abbey Wood	David Lawrence Edmonds	BNP	710	10.5%	10 of 14
Greenwich	Charlton	Michael Redmond	BNP	365	5.3%	11 of 11
Greenwich	Coldharbour & New Eltham	Clifford Baxter Adams	BNP	843	10.9%	9 of 10
Greenwich	Eltham North	Rowena Davenport	BNP	686	8.7%	10 of 11
Greenwich	Eltham South	Helen Margaret Peart	BNP	536	8.0%	10 of 11
Greenwich	Eltham West	Linda Tredray	BNP	528	10.5%	9 of 12
Greenwich	Eltham West	Roberta Florence Louise Woods	BNP	612	12.2%	8 of 12
Greenwich	Kidbrooke with Hornfair	John Arthur Leech	BNP	607	9.0%	10 of 11
Greenwich	Middle Park & Sutcliffe	Paul Ramsey	BNP	507	7.3%	11 of 12
Greenwich	Plumstead	Raymond Nelson	BNP	514	7.7%	10 of 14
Greenwich	Shooters Hill	Eddie Herbert White	BNP	513	7.0%	11 of 11
Greenwich	Thamesmead Moorings	Bernard Peter Edmonds	BNP	563	7.5%	8 of 15
Greenwich	Woolwich Riverside	Paul Redmond	BNP	387	5.7%	11 of 11
Havering	Elm Park	Peter Reginald Clover	BNP	977	13.4%	7 of 17
Havering	Elm Park	Anthony Easton	BNP	861	11.8%	8 of 17
Havering	Elm Park	Kenneth George Seager	BNP	739	10.1%	10 of 17
Havering	Elm Park	Victor Graham Littlechild	NLP	291	4.0%	14 of 17
Havering	Elm Park	Madelaine Joan Marsden	NLP	250	3.4%	15 of 17
Havering	Heaton	William Thomas Whelpley	BNP	954	16.9%	7 of 12
Havering	Heaton	Michael Edward Braun	BNP	945	16.7%	8 of 12
Havering	Gooshays	Antony Alan Steff	BNP	1445	22.0%	7 of 12
Havering	Gooshays	Kelly Margaret Steff	BNP	1346	20.5%	8 of 12
Havering	Mawneys	Raymond Dennis Underwood	BNP	701	10.1%	10 of 10
Hillingdon	Barnhill	Andrew Mark Cripps	NF	324	5.8%	10 of 10
Hillingdon	Charville	Dianne Neal	BNP	618	9.9%	7 of 11
Hillingdon	Harefield	Ian Edward	NF	504	13.2%	7 of 7
Hillingdon	Heathrow Villages	Cheryl Ann MacDonald	BNP	596	12.5%	7 of 10
Hillingdon	South Ruislip	Francis McAllister	NF	344	5.7%	11 of 11
Hillingdon	West Drayton	Leslie William Jolley	BNP	740	10.9%	8 of 10
Hillingdon	Yiewsley	Dennis Norman MacDonald	BNP	580	11.0%	10 of 13
Hounslow	Hanworth	Maureen Rita Taylor	BNP	499	9.4%	11 of 12

Council	Ward	Candidate	Party	Vote	Percent	Position
London						
Hounslow	Cranford	Lisa Vanstone	BNP	202	4.2%	10 of 10
Hounslow	Bedfont	Richard Paul Meir	BNP	589	10.9%	13 of 13
Hounslow	Feltham North	Jean Marlon Tomkins	BNP	534	9.8%	8 of 8
Hounslow	Hanworth Park	Katie Marie Butler	BNP	574	9.9%	8 of 8
Hounslow	Feltham West	James George Taylor	BNP	700	10.9%	8 of 8
Islington	Bunhill	Walter Barfoot	BNP	257	4.4%	13 of 13
Merton	Cannon Hill	Paul Laws	BNP	378	6.6%	11 of 12
Merton	Cricket Green	Brian Edward George Wilkes	BNP	398	7.5%	8 of 8
Merton	Lower Morden	Patricia Anne Donelson	BNP	456	8.5%	9 of 9
Merton	Ravensbury	Robert Holmes	BNP	423	8.6%	8 of 8
Merton	St Helier	Edward Atkins	BNP	426	8.6%	8 of 9
Merton	St Helier	Brian Reginald George Wilkes	BNP	358	7.2%	9 of 9
Redbridge	Bridge	Danny Warville	BNP	751	12.7%	10 of 10
Redbridge	Fairlop	Jim Clift	BNP	661	10.9%	10 of 10
Redbridge	Hainault	Julian Peter Leppert	BNP	894	16.3%	8 of 14
Redbridge	Hainault	Russell Paul Matthews	BNP	910	16.6%	7 of 14
Redbridge	Hainault	Victoria Moore	BNP	748	13.6%	9 of 14
Redbridge	Roding	John Hughes	BNP	326	5.7%	10 of 10
Redbridge	Wanstead	John William Hugh Down	BNP	224	3.5%	13 of 13
Richmond upon Thames	Heathfield	John Barry Donnelly	BNP	336	6.4%	10 of 10
Richmond upon Thames	Whitton	Chris Hurst	BNP	264	4.9%	13 of 13
Southwark	South Bermondsey	Nigel Seary	BNP	442	9.5%	10 of 12
Sutton	St Helier	Peter Harry North	BNP	549	10.7%	10 of 11
Sutton	Stonecot	George Frederick Hadwin	BNP	413	7.0%	10 of 10
Sutton	The Wrythe	Sarah Margaret Bristow	BNP	451	8.2%	10 of 11
Sutton	Wandle Valley	Margaret Ann Williams	BNP	445	8.8%	10 of 12
Tower Hamlets	East India & Lansbury	James Searle	BNP	400	6.5%	14 of 14
Tower Hamlets	Mile End & Globetown	Russell Pick	BNP	309	5.0%	15 of 16
Tower Hamlets	Bow East	Mike Underwood	BNP	318	5.4%	13 of 19
Tower Hamlets	Millwall	Dave Anderson	BNP	358	4.8%	12 of 13
Wandsworth	West Hill	Steve Roche	BNP	218	3.0%	11 of 11
Lewisham	Elected Mayor	Tess Culnane	BNP	2904	2.7%	6 of 7
North East						
Gateshead	Blaydon	Nikki Wright	BNP	273	6.3%	4 of 4
Gateshead	Bridges	Keith Edward McFarlane	BNP	174	5.6%	4 of 4
Gateshead	Chowdene	Terence Jopling	BNP	263	5.9%	4 of 4
Gateshead	Deckham	Kevin Scott	BNP	301	8.6%	4 of 4
Gateshead	Dunston & Teams	John Arthur Richards	BNP	275	8.6%	7 of 8
Gateshead	Dunston & Teams	Amanda Jane Tansley	BNP	216	6.8%	8 of 8
Gateshead	Dunston Hill & Whickham East	Kenneth Nicolson	BNP	248	5.3%	4 of 4
Gateshead	Felling	Keith Robert Skelton	BNP	220	7.4%	4 of 4
Gateshead	High Fell	Ronald Lamb	BNP	252	7.6%	4 of 4
Gateshead	Lobley Hill & Bensham	Derrick Robson	BNP	291	7.0%	4 of 5
Gateshead	Low Fell	Kelly Mares	BNP	182	3.5%	5 of 5
Gateshead	Pelaw & Heworth	Andrew Alexander Swaddle	BNP	261	6.4%	4 of 4
Gateshead	Saltwell	Jacqeline Alexandra Swaddle	BNP	202	6.0%	4 of 4
Gateshead	Wardley & Leam Lane	Janet Robson	BNP	291	7.7%	4 of 4
Gateshead	Whickham North	Robert William Woodhall	BNP	289	6.7%	4 of 4
Gateshead	Windy Nook & Whitehills	Colin Norman Cook	BNP	343	8.0%	4 of 4
Hartlepool	Rossmere	Cheryl Dunn	BNP	192	7.7%	5 of 5
Hartlepool	Seaton	Simone Higgins	BNP	223	6.6%	4 of 4
Hartlepool	Fens	Debbie Osbourne	BNP	133	5.0%	6 of 6
Hartlepool	Owton	Eileen Judge	BNP	144	9.3%	4 of 4

Council	Ward	Candidate	Party	Vote	Percent	Position
North East						
Hartlepool	Rift House	Ronnie Bage	BNP	257	10.3%	4 of 5
Newcastle upon Tyne	Benwell & Scottswood	Doug Graham	BNP	533	12.2%	4 of 4
Newcastle upon Tyne	Blakelaw	Jim Lowdon	BNP	430	10.0%	4 of 4
Newcastle upon Tyne	Byker	Ken Baldwin	BNP	317	8.8%	3 of 4
Newcastle upon Tyne	Castle	Terry Gibson	BNP	342	6.8%	4 of 5
Newcastle upon Tyne	Dene	David Tullin	BNP	178	3.5%	4 of 5
Newcastle upon Tyne	Denton	Neil Mooney	BNP	278	6.6%	8 of 9
Newcastle upon Tyne	Denton	Lynda Scurr	BNP	198	4.7%	9 of 9
Newcastle upon Tyne	Elswick	Denny Gallagher	BNP	414	11.6%	3 of 6
Newcastle upon Tyne	Elswick	Simon Biggs	NF	62	1.7%	6 of 6
Newcastle upon Tyne	Fawdon	Steven Spence	BNP	270	6.4%	4 of 4
Newcastle upon Tyne	Fenham	Ken Booth	BNP	641	13.7%	3 of 5
Newcastle upon Tyne	Kenton	Alan Spence	BNP	319	7.3%	4 of 4
Newcastle upon Tyne	Lemington	Ian Belcher	BNP	385	7.4%	4 of 4
Newcastle upon Tyne	Newburn	Paul Kennett	BNP	330	7.2%	4 of 4
Newcastle upon Tyne	Ouseburn	Lisa Dunleavy	BNP	111	2.9%	5 of 5
Newcastle upon Tyne	Parklands	Ray Hall	BNP	116	2.0%	5 of 5
Newcastle upon Tyne	South Heaton	Michael Strong	BNP	104	1.9%	5 of 5
Newcastle upon Tyne	South Jesmond	Sheila Gregory	BNP	60	1.5%	5 of 5
Newcastle upon Tyne	Walker	John Mitchell	BNP	281	7.3%	3 of 5
Newcastle upon Tyne	Walkergate	Shaun Russell	BNP	303	6.9%	4 of 4
Newcastle upon Tyne	West Gosforth	Bill Curry	BNP	82	1.4%	5 of 5
Newcastle upon Tyne	Westerhope	Bill Armstrong	BNP	330	6.1%	4 of 4
Newcastle upon Tyne	Westgate	Mick Roche	BNP	184	6.3%	4 of 5
Newcastle upon Tyne	Wingrove	Russ Rickerby	BNP	146	3.3%	5 of 5
Newcastle upon Tyne	Woolsington	Gary Gibson	BNP	307	6.9%	4 of 4
North Tyneside	Camperdown	Gordon Steel	BNP	313	6.9%	4 of 4
North Tyneside	Monkseaton South	Dorothy Brooke	BNP	224	4.0%	4 of 5
North Tyneside	Valley	John Burrows	BNP	513	12.0%	3 of 3
North Tyneside	Whitley Bay	Jeff Rutherford	BNP	159	3.2%	4 of 4
North Tyneside	Howdon	Bob Batten	NF	345	8.0%	4 of 4
North Tyneside	Longbenton	Mark Raymond Nicholls	NF	217	4.6%	4 of 5
South Tyneside	Beacon & Bents	James Hills	BNP	413	10.7%	3 of 5
South Tyneside	Biddick & All Saints	David Richardson	BNP	259	8.1%	3/4 of 4
South Tyneside	Cleadon Park	Christopher Harold	BNP	209	7.3%	5 of 5
South Tyneside	Harton	Adam Woods	BNP	317	7.9%	5 of 6
South Tyneside	Horsley Hill	Les Lovelock	BNP	324	7.7%	5 of 7
South Tyneside	Simonside & Rekendyke	Peter Foreman	BNP	288	8.9%	4 of 6
South Tyneside	Westoe	Christine Richardson	BNP	282	7.3%	4 of 6
South Tyneside	Whitburn & Marsden	Donna Watson	BNP	308	8.2%	4 of 4
South Tyneside	Whiteleas	Maurice Archer	BNP	332	9.3%	4 of 4
South Tyneside	Bede	Anne-Marie McGourlay	BNP	322	10.3%	3 of 4
South Tyneside	Boldon Colliery	Geordie Gilchrist	BNP	428	10.1%	3 of 3
South Tyneside	Cleadon & East Boldon	Ileene Gilchrist	BNP	165	3.3%	4 of 4
South Tyneside	Felgate & Hedworth	Maureen Scott	BNP	236	6.7%	4 of 4
South Tyneside	Hebburn North	Martin Joseph Vaughan	BNP	425	12.1%	3 of 4
Sunderland	Barnes	Ethan Maggiore	BNP	265	4.8%	4 of 4
Sunderland	Castle	Ian McDonald	BNP	338	7.9%	5 of 5
Sunderland	Hetton	John Richardson	BNP	389	8.9%	4 of 4
Sunderland	Redhill	Terence Woolford	BNP	490	12.7%	3 of 3
Sunderland	Millfield	Edward McFarlane	BNP	217	6.1%	4 of 5
Sunderland	Pallion	Lynne Hudson	BNP	318	8.8%	4 of 4

Council	Ward	Candidate	Party	Vote	Percent	Position
North East						
Sunderland	Southwick	John McCaffrey	BNP	350	8.8%	3 of 4
Sunderland	St Michael's	Paul Anderson	BNP	206	3.7%	4 of 5
Sunderland	St Peter's	Derek Wright	BNP	357	6.9%	4 of 4
Sunderland	Washington East	Linda Birtwell	BNP	240	4.5%	3 of 4
North West						
Barrow-in Furness	Parkside	Mike Ashburner	BNP	113	4.1%	4 of 4
Blackburn with Darwen	Higher Croft	Darren Jeal	BNP	A551	19.7%	3 of 3
Blackburn with Darwen	Mill Hill	Robin James Evans	BNP	332	13.8%	4 of 4
Blackburn with Darwen	Shadsworth with Whitebirk	Glenn Evans	BNP	484	18.4%	3 of 3
Bolton	Horwich North East	Ivan Cooper	BNP	421	6.2%	4 of 4
Bolton	Smithills	Anthony Backhouse	BNP	461	6.9%	4 of 5
Bolton	Tonge with the Haulgh	Dorothee Sayers	BNP	525	10.1%	4 of 4
Bolton	Westhoughton South	Richard Bates	BNP	458	7.5%	4 of 5
Burnley	Hapton with Park	John Cave	BNP	708	24.2%	3 of 4
Burnley	Gannow	Derek Dawson	BNP	546	20.4%	3 of 4
Burnley	Gawthorpe	Paul McDevitt	BNP	573	20.7%	2 of 4
Burnley	Trinity	David Shapcott	BNP	301	11.5%	4 of 4
Burnley	Brunshaw	Carme McDevitt	BNP	538	18.3%	3 of 4
Burnley	Queensgate	John Rowe	BNP	444	9.8%	5 of 6
Burnley	Rosehill with Burnley Wood	Jeffrey Winder	BNP	338	12.4%	4 of 4
Burnley	Rosegrove with Lowerhouse	Paul Robinson	BNP	509	18.4%	3 of 4
Burnley	Coalclough with Dearplay	Chris Vanns	BNP	278	10.5%	4 of 4
Burnley	Whitfield with Ightenhill	Joan Shapcott	BNP	384	11.3%	4 of 4
Bury	Besses	Jennifer Jamieson	BNP	302	6.1%	4 of 5
Bury	Church	Julia Kay	BNP	376	6.1%	4 of 5
Bury	Bury East	Thomas Nuttall	BNP	436	9.6%	4 of 4
Bury	Elton	Stewart Clough	BNP	437	7.7%	4 of 4
Bury	Moorside	Phil Sedman	BNP	396	7.5%	4 of 6
Bury	Radcliffe East	Reg Norris	BNP	465	9.0%	4 of 4
Bury	Radcliffe North	Graham Tonkin	BNP	341	6.0%	5 of 5
Bury	Radcliffe West	Jean Purdy	BNP	509	8.8%	4 of 4
Bury	Redvales	Peter Hallows	BNP	565	10.1%	4 of 4
Bury	Tottington	Brian Jepson	BNP	337	6.1%	4 of 4
Carlisle	Bel Vue	Stephen Bingham	BNP	126	4.6%	4 of 5
Carlisle	Botcherby	Karl Chappell	BNP	134	5.3%	4 of 4
Carlisle	Currock	Ben Whittingham	BNP	167	6.6%	4 of 5
Carlisle	Denton Holme	Glen Murray Gardner	BNP	133	4.8%	4 of 4
Carlisle	Harraby	David Fraser	BNP	258	8.7%	3 of 5
Carlisle	Longtown & Rockcliffe	Chris Davidson	BNP	124	5.8%	4 of 4
Carlisle	Morton	Gillian Forrester	BNP	164	5.2%	4 of 5
Carlisle	St Aidans	Tony Carvell	BNP	149	5.5%	4 of 4
Carlisle	Upperby	Ashleigh Nigel Tomlinson	BNP	163	7.0%	4 of 4
Carlisle County Council	Longtown & Bewcastle	Tony Carvell	BNP	175	4.9%	4 of 4
Hyndburn	Clayton-le-Moors	Andrew Eccles	BNP	192	8.1%	4 of 4
Knowsley	Halewood North	Tony Ward	BNP	204	6.8%	4 of 4
Liverpool	Anfield	Karen Gillian Otty	BNP	278	5.4%	3 of 6
Liverpool	Clubmoor	Peter John Squire	BNP	364	6.0%	3 of 5
Liverpool	County	Peter James Stafford	BNP	222	4.3%	3 of 5
Liverpool	Everton	Jacqueline Stafford	BNP	281	5.8%	3 of 5
Liverpool	Fazakerly	Peter Stafford	BNP	292	4.5%	4 of 6
Liverpool	Kirkdale	Steven Greenhalgh	BNP	403	7.3%	2 of 6
Liverpool	Norris Green	John Edgar	BNP	312	5.9%	3 of 6
Liverpool	Old Swan	Steven McEllenborough	BNP	242	3.6%	3 of 6

Council	Ward	Candidate	Party	Vote	Percent	Position
North West						
Manchester	Charlestown	Stephen Moran	BNP	802	15.5%	2 of 5
Manchester	Harpurhey	Peter Brown	BNP	627	12.3%	3 of 5
Manchester	Higher Blackley	Derek George Adams	BNP	813	16.7%	3 of 5
Manchester	Miles Platting & Newton Heath	John O'Shaughnessy	BNP	400	8.3%	3 of 6
Manchester	Moston	Tony Trebilcock	BNP	765	15.9%	4 of 5
Manchester	Northenden	Sarah Ann Barnes	BNP	233	3.9%	4 of 5
Manchester	Sharston	Bernard Todd	BNP	371	7.2%	5 of 7
Manchester	Woodhouse Park	Robin Wayne Sharman	BNP	263	6.3%	4 of 6
Oldham	Crompton	Alwyn Stott	BNP	516	19.9%	4 of 5
Oldham	St James	Andrew Lee Clayton	EFP	425	10.5%	4 of 4
Pendle	Boulsworth	Helen Jane Mulligan	BNP	300	9.7%	4 of 4
Pendle	Brierfield	Lee England Karmer	BNP	379	14.1%	4 of 4
Pendle	Clover Hill	Peter John Rowe	BNP	323	13.4%	4 of 4
Pendle	Coates	Malcolm Keith Foster	BNP	286	7.1%	4 of 4
Pendle	Earby	James Daniel Morris Jackman	BNP	450	13.6%	4 of 4
Pendle	Horsfield	Julie Fairless	BNP	314	13.1%	4 of 4
Pendle	Marsden	Brian Norton Parker	BNP	502	30.5%	1 of 4
Pendle	Vivary Bridge	Veronica Kathleen Cullen	BNP	376	15.5%	4 of 4
Pendle	Waterside	Ian Raymond Robinson	BNP	328	14.7%	4 of 4
Pendle	Bradley	David Geddes	EFP	279	9.7%	4 of 4
Preston	Ribbleton	Mark Cotterill	EFP	315	12.5%	4 of 4
Rochdale	Castleton	Allan Howard Jones	BNP	400	8.8%	5 of 5
Rochdale	Hopwood Hall	Donald Ford	BNP	496	10.0%	4 of 4
Rochdale	Norden	Arthur Hughes	BNP	319	6.0%	4 of 4
Rochdale	West Middleton	Peter Greenwood	BNP	508	12.4%	4 of 4
Rossendale	Irwell	Kevin Bryan	NF	265	11.6%	3 of 4
Salford	Cadishead	Colin Ward	BNP	846	17.6%	3 of 4
Salford	Claremont	Martin Jackson	BNP	386	7.7%	4 of 5
Salford	Irwell Riverside	Gary Tumulty	BNP	409	10.3%	4 of 5
Salford	Kersal	Brenda Leather	BNP	217	4.8%	4 of 5
Salford	Langworthy	Edward O'Sullivan	BNP	505	11.7%	4 of 5
Salford	Pendlebury	Wayne Taylor	BNP	566	11.1%	4 of 6
Salford	Swinton North	John Leach	BNP	555	11.7%	4 of 4
Salford	Walkden South	Tommy Cavanagh	BNP	285	5.3%	4 of 5
Salford	Winton	Tommy Williams	BNP	316	7.0%	5 of 5
Sefton	Ainsdale	John Bankes	BNP	141	2.0%	5 of 5
Sefton	Birkdale	Jane Leary	BNP	177	2.7%	6 of 6
Sefton	Cambridge	Margaret McEllenborough	BNP	166	2.7%	5 of 6
Sefton	Church	Andrew Dennis Leary	BNP	222	4.0%	5 of 5
Sefton	Ford	Charles Stewart	BNP	185	3.6%	5 of 5
Sefton	Kew	Michael McDermott	BNP	237	4.2%	5 of 6
Sefton	Litherland	Dean McGrane	BNP	132	2.8%	5 of 5
Sefton	Meols	Max Blair	BNP	183	2.8%	6 of 6
Sefton	Norwood	Jenny Atherton	BNP	204	3.3%	5 of 6
St Helens	Blackbrook	Gail Chantelle Griffin Lawley	BNP	290	5.8%	4 of 4
St Helens	Bold	Marie Frances Oakes	BNP	294	6.8%	3 of 4
St Helens	Eccleston	David Gerard Cleverley	BNP	205	3.1%	4 of 4
St Helens	Rainhill	Leila Jane Bentham	BNP	273	4.5%	4 of 4
St Helens	Sutton	Peter Robert Clayton	BNP	333	6.4%	4 of 4
St Helens	Thatto Heath	Paul Telford	BNP	349	6.8%	4 of 4
St Helens	Town Centre	James Winstanley	BNP	341	8.4%	4 of 4
St Helens	West Park	Terence Matthew Oakes	BNP	288	5.6%	4 of 5
Stockport	Brinnington & Central	Tony Dean	BNP	315	6.3%	4 of 6

Council	Ward	Candidate	Party	Vote	Percent	Position
North West						
Stockport	Edgeley & Cheadle Heath	Damian Francis Skuse	BNP	258	4.0%	4 of 6
Stockport	Heald Green	Richard Charles Skill	BNP	328	4.8%	5 of 5
Stockport	Heatons North	Sheila Mary Spink	BNP	205	2.8%	5 of 5
Stockport	Manor	Duncan Noel Warner	BNP	464	7.3%	4 of 4
Stockport	Offerton	Stephen Paul Maher	BNP	573	10.5%	4 of 4
Stockport	Reddish North	Paul Robert Bennett	BNP	536	9.0%	4 of 4
Stockport	Reddish South	George Arthur Thorne	BNP	326	5.2%	4 of 4
Stockport	Stepping Hill	Alan Carney	BNP	264	3.9%	4 of 5
Tameside	Ashton Hurst	Karen Yvonne Lomas	BNP	400	7.7%	3 of 5
Tameside	Ashton Waterloo	David Gough	BNP	526	10.7%	3 of 4
Tameside	Audenshaw	Anthony David Jones	BNP	828	15.8%	3 of 3
Tameside	Denton North East	Rosalind Gauci	BNP	434	8.7%	3 of 5
Tameside	Denton South	Stephen Paul Taylor	BNP	561	9.8%	3 of 3
Tameside	Denton West	Stephen Talbot Booth	BNP	431	7.4%	3 of 4
Tameside	Droylsden East	David George Lomas	BNP	480	10.6%	3 of 5
Tameside	Droylsden West	Paul Geoffrey Martin	BNP	766	14.4%	3 of 4
Tameside	Dunkinfield	Roy Kevin West	BNP	693	13.9%	3 of 4
Tameside	Dunkinfield Stalybridge	Gregory John Shorrocks	BNP	549	10.7%	3 of 5
Tameside	Hyde Godley	Robert Charles Booth	BNP	424	9.4%	3 of 5
Tameside	Hyde Newton	Nigel Christian Byrne	BNP	722	13.4%	4 of 6
Tameside	Hyde Werneth	John Wimpenny	BNP	424	7.3%	3 of 5
Tameside	Stalybridge North	Jeffrey Peter Clayton	BNP	452	8.5%	3 of 5
Tameside	Stalybridge South	Paul Hindley	BNP	276	5.3%	4 of 5
Warrington	Fairfield & Howley	Mike Phillips	BNP	468	5.5%	6 of 6
Wigan	Abram	Dennis Shambley	BNP	659	12.2%	4 of 5
Wigan	Ashton	Barry John Longstaffe	BNP	352	6.2%	5 of 5
Wigan	Aspull New Springs Whelley	Andrew Jones	BNP	430	6.8%	4 of 5
Wigan	Atherleigh	Gary Charles Chadwick	BNP	386	8.1%	5 of 6
Wigan	Bryn	Kenneth Haslam	BNP	531	9.4%	4 of 5
Wigan	Douglas	Ian Lloyd	BNP	461	19.9%	2 of 4
Wigan	Golborne Lowton West	Steven McEllenborough	BNP	329	6.5%	4 of 4
Wigan	Hindley	Stephen Bradbury	BNP	501	9.7%	4 of 5
Wigan	Hindley Green	Daren Mark Taylor	BNP	427	8.1%	5 of 5
Wigan	Ince	James Philip Harrison	BNP	570	13.6%	2 of 5
Wigan	Ince	Robert Ian Hague	EFP	134	3.2%	6 of 6
Wigan	Leigh South	Adam Lloyd	BNP	516	8.2%	5 of 7
Wigan	Leigh West	Martin Grainey	BNP	693	12.9%	3 of 7
Wigan	Orrell	Charles Edward Mather	BNP	697	11.3%	3 of 4
Wigan	Pemberton	Christopher John Hilton	BNP	596	12.2%	3 of 4
Wigan	Standish with Langtree	Graham John Lawrence	BNP	228	3.5%	6 of 6
Wigan	Tyldesley	David Ian Peacock	BNP	450	7.7%	4 of 5
Wigan	Wigan Central	Anthony Farrell	BNP	306	5.2%	4 of 5
Wigan	Wigan West	Susan Jacquetta Mather	BNP	608	11.0%	3 of 4
Wigan	Winstanley	Adrian Dilwyn Jones	BNP	376	6.6%	5 of 6
Wirral	Bidston & St James	John Edwards	BNP	251	5.3%	5 of 6
Wirral	Bromborough	David McLennan Bell	BNP	328	4.8%	4 of 5
Wirral	Moreton West & Saughall Massie	Brian Winson	BNP	223	3.1%	5 of 6
Wirral	Prenton	Lee Griffiths	BNP	219	3.1%	5 of 6
Wirral	Rock Ferry	Janice Leah Brady	BNP	318	6.5%	4 of 5

Council	Ward	Candidate	Party	Vote	Percent	Position
South East						
Basingstoke & Deane	Buckskin	Ray Dobing	BNP	202	7.9%	4 of 4
Crawley	Bewbush	Linda Elizabeth Atkinson	BNP	393	11.8%	3 of 3
Crawley	Furnace Green	Vernon Atkinson	BNP	228	7.4%	4 of 4
Crawley	Ifield	Francis Joseph Carlin	BNP	333	8.1%	3 of 4
Crawley	Northgate	Dennis Michael Kenealy	BNP	253	11.4%	3 of 3
Crawley	Southgate	Ryan Neil Grice	BNP	322	8.5%	3 of 3
Crawley	West Green	Stuart Minihane	BNP	237	11.1%	3 of 3
Hastings	Hollington	Victoria Catherine Louise Britton	BNP	217	5.6%	7 of 7
Hastings	Wishing Tree	Mick Turner	BNP	134	5.5%	4 of 4
Hastings	Tressell	Nick Prince	BNP	147	7.7%	4 of 4
Maidstone	Shepway North	Gary Butler	NF	146	4.0%	4 of 6
Milton Keynes	Eaton Manor	Kieron Trent	BNP	222	7.3%	4 of 7
Reigate & Banstead	Chipstead, Hooley & Woodmansterne	Keith Brown	BNP	306	6.7%	3 of 3
Reigate & Banstead	Horley Central	Peter Phillips	BNP	153	4.0%	5 of 5
South West						
Bristol	Avonmouth	Philip Brimson	BNP	330	5.7%	4 of 6
Bristol	Bedminster	William George Taylor	BNP	251	3.8%	5 of 6
Bristol	Brislington East	Chris Stocks	BNP	453	8.1%	4 of 5
Bristol	Brislington West	Christine Margaret Ogden	BNP	412	7.2%	4 of 5
Bristol	Filwood	Michael John Hamblin	BNP	320	8.4%	4 of 6
Bristol	Hartcliffe	Steve McKeown	BNP	377	8.5%	4 of 5
Bristol	Horfield	Freya Doreen Cook	BNP	208	3.4%	5 of 5
Bristol	Knowle	Colin Richard Chidsey	BNP	274	4.9%	5 of 5
Bristol	Lockleaze	John Hooper	BNP	216	4.5%	4 of 6
Bristol	Southmead	Lynn Cook	BNP	310	6.5%	4 of 6
Bristol	Whitchurch Park	Michael John Carey	BNP	277	5.9%	4 of 5
Bristol	Windmill Hill	Ronald Colston George	BNP	175	2.8%	5 of 5
Plymouth	Honicknowle	Roy Cook	BNP	312	5.6%	5 of 5
Swindon	Dorcan	Roger James Hiett	BNP	222	4.9%	5 of 6
Swindon	Gorsehill & Pinehurst	Brian David Freeman	BNP	342	9.2%	4 of 4
Swindon	Morden	Steven David Fowler	BNP	310	7.2%	4 of 4
Swindon	Parks	Reginald John Bates	BNP	258	7.0%	4 of 6
Swindon	Penhill	Raymond George Morris	BNP	152	6.7%	4 of 4
Swindon	Western	Glyn Warren Hunt	BNP	437	8.3%	4 of 4
West Midlands						
Birmingham	Acocks Green	Carl Terence Brisker	BNP	686	6.6%	4 of 7
Birmingham	Bartley Green	Trevor Lloyd Sidney	BNP	807	8.0%	4 of 5
Birmingham	Billesley	Howard Rodrick Hamilton	BNP	1253	11.0%	4/5 of 6
Birmingham	Bournville	Paul Trevor Oakley	BNP	670	5.1%	5 of 5
Birmingham	Brandwood	Lynette Ann Orton	BNP	731	6.3%	4 of 6
Birmingham	Edgbaston	Elizabeth Jane Wainwright	BNP	181	1.9%	5 of 5
Birmingham	Erdington	Amanda Offord	BNP	512	5.4%	4 of 5
Birmingham	Hall Green	Brian Frank Maund	BNP	538	4.2%	5 of 6
Birmingham	Harborne	Roy Albert Bevington	BNP	289	2.6%	5 of 5
Birmingham	Hodge Hill	David Jon champion	BNP	875	8.6%	4 of 7
Birmingham	Kings Norton	Malcolm Lee Doughty	BNP	541	5.6%	4 of 5
Birmingham	Kingstanding	Kevin McHugh	BNP	891	10.9%	3 of 6
Birmingham	Kingstanding	Terry Williams	NF	160	1.6%	6 of 6
Birmingham	Longbridge	Michael Bell	BNP	906	8.8%	4 of 6
Birmingham	Moseley & Kings Heath	Brian Leslie Haynes	BNP	256	2.0%	6 of 6
Birmingham	Northfield	Les Orton	BNP	993	8.6%	4 of 6
Birmingham	Oscott	Keith Alan Axon	NF	241	2.3%	5 of 6
Birmingham	Oscott	Richard Neil Morris	BNP	992	9.5%	4 of 6

Council	Ward	Candidate	Party	Vote	Percent	Position
West Midlands						
Birmingham	Perry Barr	Susan Maureen Morris	BNP	620	6.2%	4 of 5
Birmingham	Quinton	Stuart James Bates	BNP	647	5.9%	4 of 5
Birmingham	Selly Oak	Zane Leon Patchell	BNP	230	2.6%	5 of 6
Birmingham	Shard End	Richard John Lumby	BNP	1177	13.5%	4 of 9
Birmingham	Shard End	Mark Neary	NF	98	1.1%	6/7 of 9
Birmingham	Sheldon	Paul Edward Morris	NF	831	8.8%	4 of 8
Birmingham	Sheldon	Mark Wilson	BNP	101	1.1%	6 of 8
Birmingham	South Yardley	Adrian Davison	NF	127	1.1%	7 of 7
Birmingham	South Yardley	Tanya Jane Lumby	BNP	681	6.2%	4 of 7
Birmingham	Springfield	Darren John Allen	BNP	328	2.7%	5 of 6
Birmingham	Stechford & Yardley North	Ben Martin Lumby	BNP	911	9.2%	4 of 5
Birmingham	Stockland Green	Robert Offord	BNP	514	5.5%	4 of 5
Birmingham	Sutton Four Oaks	Robert James Grierson	BNP	652	4.9%	4 of 5
Birmingham	Sutton New Hall	Roger Henry Turner	BNP	667	5.7%	5 of 6
Birmingham	Sutton Trinity	Michael Jones	BNP	656	5.2%	4 of 5
Birmingham	Tyburn	Graham Jones	BNP	688	7.9%	4 of 4
Birmingham	Weoley	Trevor John Shearer	BNP	873	8.7%	4 of 5
Cannock Chase	Hednesford Green Heath	William Ralph Vaughan	BNP	207	8.2%	4 of 4
Cannock Chase	Hednesford North	Derek John Evans	BNP	393	12.2%	4 of 4
Dudley	Brierley Hill	Jason Percival	BNP	477	8.6%	5 of 6
Dudley	Coseley East	Kenneth John Griffiths	BNP	784	13.8%	3 of 5
Dudley	Cradley & Foxcote	Robert Weale	BNP	488	7.9%	4 of 6
Dudley	Gornal	Kevin Andrew Inman	NF	332	4.6%	5 of 5
Dudley	Kingswinford South	Simon Foxall	BNP	335	4.6%	5 of 6
Dudley	Sedgley	Ade Woodhouse	NF	234	3.4%	4 of 4
Nuneaton & Bedworth	Abbey	Tom Clarke	BNP	240	6.7%	4 of 5
Nuneaton & Bedworth	Arbury	Lee Millard	BNP	309	9.4%	3 of 4
Nuneaton & Bedworth	Attleborough	Phillip Barry Kimberley	BNP	366	10.3%	3 of 3
Nuneaton & Bedworth	Barpool	Andrew John Ingram	BNP	394	11.7%	4 of 5
Nuneaton & Bedworth	Bede	Glyn David Haycock	BNP	452	14.5%	3 of 4
Nuneaton & Bedworth	Bulkington	Leslie Peter Fitzpatrick	BNP	329	8.8%	3 of 3
Nuneaton & Bedworth	Camp Hill	Jason Holmes	BNP	553	18.9%	3 of 3
Nuneaton & Bedworth	Galley Common	Wendy Hart	BNP	487	12.4%	3 of 3
Nuneaton & Bedworth	Heath	Julie Nicolson	BNP	371	10.6%	3 of 3
Nuneaton & Bedworth	Kingswood	Steven Edwards	BNP	367	9.1%	3 of 3
Nuneaton & Bedworth	Slough	Deborah Linda Findley	BNP	485	13.4%	3 of 3
Nuneaton & Bedworth	Wem Brook	Sandra Marie Addis	BNP	355	11.5%	3 of 3
Redditch	Winyates	David John Enderby	BNP	539	12.7%	4 of 5
Sandwell	Abbey	Kim Nunn	BNP	402	6.9%	4 of 4
Sandwell	Bristnall	Charles Cooper	BNP	575	10.6%	4 of 4
Sandwell	Old Warley	Peter Whitehouse	BNP	488	8.3%	4 of 5
Sandwell	St Pauls	Susan Simpson	BNP	321	5.7%	4 of 5
Sandwell	Smethwick	Lynne Marie Benion	BNP	653	12.1%	3 of 3
Sandwell	Soho & Victoria	Tracy Anne Sefton	BNP	208	4.0%	4 of 4
Sandwell	Langley	Tracy June Morris	BNP	615	12.0%	4 of 4
Sandwell	Blackheath	Michaela Jayne Meachem	BNP	555	10.1%	4 of 4
Sandwell	Cradley Heath & Old Hill	Ann-Marie Hamblett	BNP	558	9.5%	4 of 4
Sandwell	Rowley	Joseph Ivan Roy Skeldon	BNP	786	15.2%	3 of 3
Sandwell	Charlemont with Grove Vale	Deborah Anne Howe	BNP	596	9.7%	4 of 5
Sandwell	Friar Park	David Craig Sawers	BNP	715	15.0%	3 of 4
Sandwell	Great Barr with Yew Tree	Terence John Lewin	BNP	637	10.2%	4 of 4
Sandwell	Hateley Heath	Emma Jayne McCandless	BNP	822	16.3%	3 of 4
Sandwell	Newton	Debbie Johnson	BNP	425	7.3%	4 of 4

Council	Ward	Candidate	Party	Vote	Percent	Position
West Midlands						
Sandwell	West Bromwich Central	Terence Stanway	BNP	379	6.9%	4 of 5
Sandwell	Greets Green & Lyng	John Robert Howells	BNP	540	12.6%	3 of 4
Sandwell	Oldbury	Mark David Morris	BNP	697	12.5%	3 of 3
Sandwell	Tividale	Gordon Clifford Howells	BNP	761	14.4%	4 of 4
Sandwell	Great Bridge	Jennifer Ann Howells	BNP	816	16.7%	3 of 5
Sandwell	Princes End	Russ Green	BNP	1189	26.5%	3 of 3
Sandwell	Tipton Green	Karen Parkes	BNP	709	13.0%	3 of 5
Sandwell	Wednesbury North	Emma Elizabeth Howell	BNP	615	12.1%	3 of 4
Sandwell	Wednesbury South	Mark Paskin	BNP	798	14.8%	3 of 3
Solihull	Bickenhill	Patricia Agnes Allington	BNP	496	8.4%	4 of 6
Solihull	Blythe	George Angus	BNP	310	4.3%	5 of 6
Solihull	Castle Bromwich	Eddie Stainfield	BNP	668	10.9%	4 of 6
Solihull	Chelmsley Wood	Andrew Terry	BNP	650	14.8%	5 of 6
Solihull	Dorridge & Hockley Heath	Andrew Taylor	BNP	131	1.9%	6 of 6
Solihull	Elmdon	Tony Greenshields	BNP	402	6.1%	4 of 6
Solihull	Kingshurst & Fordbridge	George Rouse	BNP	667	15.2%	4 of 6
Solihull	Knowle	Robert Lassen	BNP	217	3.4%	6 of 6
Solihull	Lyndon	David Francis Reynolds	BNP	559	8.1%	4 of 5
Solihull	Meriden	Russell George Phillips	BNP	228	3.3%	5 of 6
Solihull	Olton	Stanley D Williams	BNP	297	4.3%	4 of 6
Solihull	Shirley East	Raymond Bailey	BNP	284	4.5%	5 of 6
Solihull	Shirely South	Christopher Michael White	BNP	398	5.7%	5 of 6
Solihull	Shirley West	Douglas Maund	BNP	432	6.7%	4 of 6
Solihull	Silhill	Alan William Ashmore	BNP	329	4.9%	4 of 6
Solihull	Smith's Wood	Frank O'Brien	BNP	550	13.0%	4 of 6
Stoke-on-Trent	Abbey Green	Michael Robert Durkin	BNP	835	16.7%	3 of 6
Stoke-on-Trent	Bentilee & Townsend	Philip Sandland	BNP	864	22.0%	2 of 6
Stoke-on-Trent	Blurton	Terence Cope	BNP	764	15.4%	4 of 5
Stoke-on-Trent	Stoke & Trent Vale	Stephen William Issard	BNP	524	10.3%	5 of 6
Stoke-on-Trent	Tunstall	Paula Patricia Mary Roberts	BNP	713	13.5%	5 of 6
Stoke-on-Trent	Weston & Meir North	Anthony George Simmonds	BNP	1070	21.0%	3 of 5
Stoke-on-Trent	Weston & Meir North	Spencer Cartlidge	EFP	117	2.3%	5 of 5
Stoke-on-Trent	Longton North	Mark Leat	EFP	606	10.3%	4 of 6
Stoke-on-Trent	Fenton	Kate Gaynor Ward	EFP	236	4.9%	6 of 7
Walsall	Bloxwich West	Chris Woodall	BNP	722	8.8%	3 of 5
Walsall	Willenhall North	Graham Hadlington	BNP	567	9.8%	4 of 5
Wolverhampton	Bushbury North	Simon Patten	BNP	621	10.9%	4 of 4
Wolverhampton	Bilston North	Stewart Gardner	BNP	589	11.7%	4 of 4
Wolverhampton	East Park	John Painter	BNP	391	8.5%	4 of 4
Wolverhampton	Tettenhall Wightwick	David Bradnock	BNP	299	4.5%	4 of 5
Worcester	Bedwardine	Suzzane Marie Barrett	BNP	323	7.1%	4 of 4
Worcester	Gorse Hill	Joan Edna Thompson	BNP	288	13.5%	3 of 4
Worcester	Nunnery	Spencer Lee Kirby	BNP	368	9.2%	4 of 4
Worcester	Rainbow Hill	Carl Martin Mason	BNP	221	9.8%	3 of 4
Worcester	St John	John Hall	BNP	365	10.1%	4 of 4
Worcester	Warndon	Jay Adrian Barrett	BNP	251	11.5%	3 of 4
Yorkshire & The Humber						
Barnsley	Central	Colin Porter	BNP	585	13.7%	3 of 5
Barnsley	Cudworth	Terry Hubbard	BNP	619	13.6%	2 of 7
Barnsley	Darfield	Steven O'Connor	BNP	507	11.2%	4 of 4
Barnsley	Darton East	Sharon Sutton	BNP	487	9.4%	4 of 4
Barnsley	Darton West	Ian Sutton	BNP	838	15.7%	4 of 4
Barnsley	Dearne North	Raymond Hinchcliffe	BNP	595	15.4%	3 of 4

Council	Ward	Candidate	Party	Vote	Percent	Position
Yorkshire & The Humber						
Barnsley	Dearne South	Jon Bettney	BNP	690	14.0%	3 of 5
Barnsley	Dodworth	Alan Brown	BNP	517	9.9%	4 of 4
Barnsley	Hoyland Milton	Claire Holland	BNP	539	10.3%	4 of 6
Barnsley	Kingstone	Kevin Fisher	BNP	532	12.9%	3 of 4
Barnsley	Monk Bretton	Jane Hubbard	BNP	853	21.3%	3 of 4
Barnsley	North East	Winn Dashwood	BNP	580	10.4%	4 of 5
Barnsley	Old Town	Dean Walker	BNP	562	11.0%	4 of 4
Barnsley	Penistone East	Daz Burrows	BNP	350	5.2%	4 of 5
Barnsley	Penistone West	Paul James	BNP	512	8.7%	3 of 4
Barnsley	Rockingham	Robert Ellis	BNP	544	10.3%	4 of 5
Barnsley	Royston	Paul Anthony Harris	BNP	564	12.0%	4 of 5
Barnsley	St Helen's	Lisa Brooksbank	BNP	634	17.3%	2 of 3
Barnsley	Stairfoot	Susan Joy Harris	BNP	559	12.6%	3 of 4
Barnsley	Wombwell	Jackie Bettney	BNP	738	16.3%	3 of 4
Barnsley	Worsborough	Daniel Cooke	BNP	618	14.2%	3 of 5
Bradford	Bolton & Undercliffe	Sharif Abdel Gawad	BNP	492	7.4%	4 of 6
Bradford	Clayton & Fairweather Green	Neil Crossley	BNP	707	10.5%	4 of 5
Bradford	Eccleshill	Nicholas James Asquith	BNP	773	12.2%	4 of 5
Bradford	Queensbury	Paul Gregory Smith Cromie	BNP	2212	30.8%	1 of 5
Bradford	Royds	Eric Baxendale	BNP	986	15.8%	4 of 5
Bradford	Royds	James Graham Lewthwaite	DN	207	3.3%	5 of 5
Bradford	Thornton & Allerton	Jenny Sampson	BNP	776	11.2%	4 of 5
Bradford	Tong	Rita Cromie	BNP	801	14.2%	4 of 4
Bradford	Wibsey	David George Bond	BNP	765	12.6%	4 of 5
Bradford	Windhill & Wrose	John Michael Mills	BNP	781	11.4%	4 of 4
Bradford	Wyke	Neil Craig	DN	275	4.4%	5 of 5
Bradford	Wyke	Stephen Robert Smith Cromie	BNP	792	12.7%	4 of 5
Calderdale	Illingworth & Mixenden	Richard Mulhall	BNP	1226	22.5%	3 of 5
Calderdale	Luddenfoot	John Derek Gregory	BNP	398	7.2%	4 of 5
Calderdale	Northowram & Shelf	Ann Jackson	BNP	521	8.2%	4 of 4
Calderdale	Ovenden	Jane Shooter	BNP	727	17.5%	3 of 4
Calderdale	Todmorden	David Jones	BPP	283	4.9%	5 of 5
Calderdale	Town	Michael Hall	BNP	678	13.8%	4 of 5
Calderdale	Warley	Paul Leslie Steven Wadsworth	BNP	550	10.1%	4 of 5
Doncaster	Conisbrough & Denaby	Erwin Toseland	BNP	690	10.6%	4 of 5
Doncaster	Mexborough	Helen Ellis	BNP	785	13.5%	4 of 5
Doncaster	Stainforth & Moorends	David Owen	BNP	608	12.3%	3 of 6
Doncaster	Thorne	Anthony Holt	BNP	673	11.2%	6 of 6
Harrogate	Bilton	Emma Victoria Utley	BNP	181	5.9%	3 of 3
Harrogate	Starbeck	Tracy-Ann Robinson	BNP	166	6.0%	3 of 3
Harrogate	Woodfield	Steven Daniel Gill	BNP	222	8.5%	3 of 3
Kingston upon Hull	Longhill	Jason Paul Carr	BNP	268	6.6%	5 of 6
Kingston upon Hull	Marfleet	Mike Cooper	NF	329	9.0%	4 of 4
Kingston upon Hull	Myton	Nick Walsh	NF	197	5.0%	5 of 7
Kingston upon Hull	Pickering	John Mainprize	BNP	311	6.6%	4 of 5
Kirklees	Almondbury	Len Sandford	BNP	513	6.3%	5 of 5
Kirklees	Ashbrow	Dale Abbott	BNP	321	3.9%	4 of 5
Kirklees	Batley East	Mary Ioannou	BNP	678	7.7%	4 of 5
Kirklees	Batley West	Jonathan Pygott	BNP	933	11.2%	4 of 5
Kirklees	Birstall & Birkenshaw	John Wilkinson	BNP	875	10.2%	4 of 5
Kirklees	Cleckheaton	David Exley	BNP	1181	13.7%	4 of 5
Kirklees	Colne Valley	Robert Walker	BNP	627	6.8%	4 of 5
Kirklees	Crosland Moor & Netherton	Skye Turner	BNP	431	5.1%	5 of 6

Council	Ward	Candidate	Party	Vote	Percent	Position
Yorkshire & The Humber						
Kirklees	Dalton	Christine Hanson	BNP	521	6.7%	4 of 5
Kirklees	Denby Dale	Rachel Firth	BNP	612	6.5%	4 of 5
Kirklees	Dewsbury East	Joey Smith	BNP	1349	15.9%	4 of 5
Kirklees	Dewsbury South	Frank Atack	BNP	886	10.0%	3 of 7
Kirklees	Dewsbury West	Robert Blanchard	BNP	839	10.3%	4 of 5
Kirklees	Golcar	John Wright	BNP	783	9.0%	4 of 6
Kirklees	Heckmondwike	Roger Roberts	BNP	1446	17.6%	3 of 4
Kirklees	Holme Valley North	Barry Folwer	BNP	478	5.1%	5 of 7
Kirklees	Holme Valley South	Ian Petty	BNP	440	4.2%	5 of 5
Kirklees	Kirkburton	June Firth	BNP	469	5.2%	5 of 5
Kirklees	Lindley	Michael De La Mare	BNP	460	4.8%	4 of 5
Kirklees	Liversage & Gomersal	Ian Roper	BNP	990	11.3%	4 of 5
Kirklees	Newsome	Stuart Exley	BNP	435	5.8%	5 of 6
Leeds	Armley	Samantha Dawn Knight	BNP	921	9.5%	4 of 5
Leeds	Chapel Allerton	Dean Drew Marshall	BNP	230	2.2%	5 of 5
Leeds	Garforth & Swillington	Graham Misson	BNP	668	5.8%	4 of 4
Leeds	Horsforth	Ian Asquith	BNP	358	2.9%	4 of 6
Leeds	Kirkstall	Kevin Nicholson	BNP	447	4.7%	5 of 5
Leeds	Moortown	Leslie Brynley Howells	BNP	327	2.6%	4 of 5
Leeds	Morley North	Tom Redmond	BNP	1378	11.3%	5 of 5
Leeds	Morley South	Chris Beverley	BNP	2246	21.2%	3 of 5
Leeds	Rothwell	Robert Peel	BNP	736	6.7%	4 of 4
Leeds	Roundhay	Bernadette Herbert	BNP	320	2.6%	5 of 5
Leeds	Weetwood	Peter Askins	BNP	287	2.7%	5 of 7
Leeds	Wetherby	Sam Matthew Clayton	BNP	302	2.6%	5 of 5
Leeds	Adel & Wharfedale	Dorreen Dawson	BNP	332	2.7%	4 of 5
Leeds	Alwoodley	Wayne Patrick Taylor	BNP	246	2.0%	5 of 6
Leeds	Ardsley & Robin Hood	Joanna Beverley	BNP	1490	13.8%	4 of 5
Leeds	Beeston & Holbeck	Dean Mark Taylor	BNP	902	10.9%	4 of 6
Leeds	Bramley & Stanningley	Sharon Annie Knight	BNP	812	9.0%	4 of 6
Leeds	Burmantofts & Richmond Hill	Jason Neil Harland	BNP	888	11.5%	3 of 5
Leeds	Calverley & Farsley	Robert John Leary	BNP	790	6.3%	4 of 4
Leeds	City & Hunslet	Laura Marie Meeson	BNP	638	6.8%	4 of 5
Leeds	Crossgates & Whinmoor	Michael Mee	BNP	895	8.4%	4 of 4
Leeds	Farnley & Wortley	Helen Foster	BNP	1084	10.3%	5 of 5
Leeds	Gipton & Harehills	Anthony Wall	BNP	503	5.9%	4 of 5
Leeds	Guiseley & Rawdon	Andrew Gallagher	BNP	647	5.1%	4 of 5
Leeds	Harewood	Martin Darren Gibson	BNP	382	3.3%	4 of 5
Leeds	Killingbeck & Seacroft	Bernard Adrian Allen	BNP	962	11.0%	4 of 5
Leeds	Kippax & Methley	Shaun Fitzpatrick	BNP	624	5.7%	4 of 5
Leeds	Middleton Park	Kevin Meeson	BNP	1875	20.6%	2 of 5
Leeds	Otley & Yeadon	Geoffrey James Bulmer	BNP	527	4.2%	4 of 5
Leeds	Pudsey	Winifred Misson	BNP	901	7.2%	4 of 5
Leeds	Temple Newsam	Ian Gibson	BNP	1041	9.5%	5 of 6
North East Lincolnshire	Yarborough	Steve Fyfe	BNP	300	6.5%	6 of 6
Rotherham	Brinsworth & Catcliffe	Terry Fieldhouse	BNP	982	17.6%	2 of 5
Rotherham	Holderness	Tom Holmes	BNP	715	12.0%	3 of 5
Rotherham	Keppel	Joanna Maragaret Kirby	BNP	641	10.8%	4 of 5
Rotherham	Maltby	Michael John Burke	BNP	810	16.2%	2 of 6
Rotherham	Rawmarsh	George Baldwin	BNP	744	14.4%	3 of 5
Rotherham	Rotherham East	Matthew Stevenson	BNP	663	14.7%	3 of 6
Rotherham	Rotherham West	Brian Jessop	BNP	775	14.4%	2 of 5
Rotherham	Silverwood	John William Mitchell	BNP	687	14.9%	4 of 5

Council	Ward	Candidate	Party	Vote	Percent	Position
Yorkshire & The Humber						
Rotherham	Valley	Jason Paul Pearson	BNP	936	19.3%	2 of 4
Rotherham	Wickersley	Alan Norman Turnbull	BNP	592	10.2%	4 of 4
Rotherham	Wingfield	Marlene Guest	BNP	770	15.4%	3 of 5
Sheffield	Arbourthorne	Joanne Thomas	BNP	682	9.9%	4 of 5
Sheffield	Beauchief & Greenhill	John Winston Beatson	BNP	689	8.3%	4 of 5
Sheffield	Beighton	Matthew Joseph Gouldsbrough	BNP	525	6.4%	4 of 6
Sheffield	Birley	Michael Smith	BNP	597	7.1%	5 of 6
Sheffield	East Ecclesfield	Leanne Keen	BNP	892	9.6%	4 of 5
Sheffield	Firth Park	Jordan Michael Pont	BNP	866	12.5%	4 of 5
Sheffield	Hillsborough	Tracey Smith	BNP	647	7.2%	4 of 5
Sheffield	Manor Castle	Benjamin Francis Thomas	BNP	465	7.5%	3 of 5
Sheffield	Mosborough	Terence William Craine	BNP	473	5.4%	4 of 6
Sheffield	Richmond	Christopher Neil Hartigan	BNP	641	8.7%	4 of 6
Sheffield	Shiregreen & Brightside	Brian Thwaites	BNP	987	13.6%	3 of 6
Sheffield	Southey	John Sheldon	BNP	990	14.2%	3 of 5
Sheffield	Stannington	Malcolm Thomas Woodhead	BNP	641	6.5%	4 of 5
Wakefield	Acworth, North Elmsall & Upton	Ian John Kitchen	BNP	722	9.3%	5 of 5
Wakefield	Airedale & Ferry Fryston	Stephen Rogerson	BNP	668	11.3%	4 of 5
Wakefield	Altofts & Whitwood	Adam Frazer	BNP	818	11.2%	4 of 4
Wakefield	Castelford Central & Glasshoughton	Rita Robinson	BNP	1147	17.5%	3 of 3
Wakefield	Crofton, Ryhill & Walton	Dean Crossland	BNP	846	10.6%	4 of 5
Wakefield	Hemsworth	Ian Ashley Kitchen	BNP	646	9.7%	4 of 4
Wakefield	Horbury & South Ossett	Michael Adam Bailey	BNP	558	6.9%	4 of 4
Wakefield	Knottingley	Norman Tate	BNP	1012	18.3%	3 of 3
Wakefield	Normanton	Philip Paul Dowton	BNP	885	13.3%	4 of 4
Wakefield	Ossett	Ian Senior	BNP	685	8.2%	4 of 4
Wakefield	Pontefract North	Neil Farmer	BNP	585	8.7%	4 of 6
Wakefield	South Elmsall & South Kirkby	Linda Westwood	BNP	1000	13.6%	3 of 4
Wakefield	Stanley & Outwood East	Keith Sharp	BNP	761	9.7%	4 of 4
Wakefield	Wakefield East	Robert David Arnold	BNP	567	9.0%	4 of 5
Wakefield	Wakfield North	Grant Jak Rowe	BNP	449	7.0%	4 of 5
Wakefield	Wakfield Rural	Ian Stuart Light	BNP	700	7.6%	4 of 4
Wakefield	Wakefield South	Elizabeth Jayne Dowton	BNP	416	5.9%	5 of 5
Wakefield	Wakefield West	Neville Poynton	BNP	559	8.8%	4 of 5
Wakefield	Wrenthorpe & Outwood West	Graham Gordon Thewlis-Hardy	BNP	808	10.9%	3 of 3

All far right elections data courtesy of Hope Not Hate, www.hopenothate.org.uk

Respect Party Election 2010 Results


Constituency/Ward	Candidate	Vote	Percent	Position
GENERAL ELECTIONS				
London				
Bethnal Green & Bow	Abjol Miah	8,532	16.8%	3 of 11
Croydon North	Mohammad Shaikh	272	0.5%	7 of 9
Enfield Southgate	Samad Billoo	174	0.4%	7 of 10
Poplar & Limehouse	George Galloway	8,160	17.5%	3 of 10
Yorkshire & The Humber				
Bradford West	Arshad Ali	1,245	3.1%	5 of 8
West Midlands				
Birmingham Hall Green	Salma Yaqoob	12,240	25.1%	2 of 6
North West				
Blackley & Broughton	Kay Phillips	996	2.9%	5 of 7
Garston & Halewood	Diana Raby	268	0.6%	5 of 5
Manchester Gorton	Mohammed Zulfikar	507	1.3%	5 of 8
Oldham West & Royton	Shahid Miah	627	1.5%	6 of 6
LOCAL COUNCILS				
London				
Newham				
Green Street East	Nosheen Saeed	708	13.1%	5 of 13
Green Street East	Phillip John Blott	708	13.1%	6 of 13
Green Street East	Muhammad Ali Misbah	728	13.5%	4 of 13
Green Street West	Ashfaq Ahmed	1,362	25.9%	4 of 12
Green Street West	Abdul Karim Sheikh	1,189	22.7%	6 of 12
Green Street West	Sabia Begum Kamali	1,286	24.5%	5 of 12
Little Ilford	Foysol Ahmed	785	16.3%	5 of 15
Little Ilford	Muhammad Iftakar Ahmed Shipon	754	15.6%	6 of 15
Little Ilford	Abdul Rauf	447	9.3%	9 of 15
Plaistow North	Mohshin Kazi	573	12.6%	6 of 15
Plaistow North	Umar Saeed	543	11.9%	7 of 15
Plaistow North	Kamran Yousaf	431	9.5%	11 of 15
Redbridge				
Mayfield	Hilal Miah	417	7.2%	12 of 12
Mayfield	Anhar Rouf	428	7.4%	11 of 12
Mayfield	Baharul Alam Shayeb	437	7.6%	10 of 12
Tower Hamlets				
Bethnal Green North	Muhammad Ansar Ali Pramanik	795	18.5%	7 of 16
Bethnal Green North	Syedun Noor	594	13.8%	10 of 16
Bethnal Green North	Shirin Akther Samanta	314	7.3%	15 of 16
Bethnal Green South	Monjur Ali	1,087	23.2%	6 of 15
Bethnal Green South	Abu Hamza Afzal Mahmood	1,091	23.3%	5 of 15
Bethnal Green South	Cllr Salim Ullah	1,166	24.9%	4 of 15
Blackwall & Cubitt Town	Gulam Kibria Choudhury	799	13.5%	10 of 12
Blackwall & Cubitt Town	Abdul Malik	577	9.7%	11 of 12
Blackwall & Cubitt Town	Mohammed Rahman	627	10.6%	12 of 12
Bow East	Mujibur Rahman	506	10.7%	11 of 19
Bow East	Carole Swords	243	5.1%	15 of 19
Bow East	Bryony Shanks	223	4.7%	16 of 19
Bow West	Kay Ballard	356	7.4%	14 of 15
Bow West	Syed Shamsul Islam	574	11.9%	11 of 15

Constituency/Ward	Candidate	Vote	Percent	Position
Tower Hamlets				
Bromley-By-Bow	Bodrul Islam	1,100	21.4%	6 of 14
Bromley-By-Bow	Mohammed Mufti Miah	765	14.9%	8 of 14
Bromley-By-Bow	Kamal Uddin	737	14.3%	9 of 14
East India & Lansbury	Asha Affi	603	12.6%	12 of 14
East India & Lansbury	Kamrul Hussain	835	17.5%	6 of 14
East India & Lansbury	Zakir Hussain	820	17.1%	7 of 14
Limehouse	Hafiza Salam	1,357	23.6%	7 of 15
Limehouse	Anfor Ali	1,225	21.3%	9 of 15
Limehouse	CIlr Dulal Uddin	1,500	26.1%	5 of 15
Mile End & Globe Town	Ahad Ahmed Chowdhury	916	18.2%	7 of 16
Mile End & Globe Town	Tony Collins	439	8.7%	12 of 16
Mile End & Globe Town	Habib Rahman	558	1.2%	11 of 16
Mile End East	Fiyaz Ali	755	16.6%	10 of 12
Mile End East	Jamir Chowdhury	907	20%	6 of 12
Mile End East	Altaf Muhammad Rahmani	967	21.3%	5 of 12
Millwall	Shiuly Begum	668	10.3%	10 of 13
Millwall	Muzibul Islam	498	7.7%	11 of 13
Millwall	Kevin Ovenden	277	4.3%	13 of 13
Shadwell	Monjur Alam	807	17.3%	9 of 12
Shadwell	CIlr Harun Miah	1,628	35%	2 of 12
Shadwell	CIlr Mamun Rashid	1,250	26.9%	6 of 12
Spitalfields & Banglatown	Ahad Ali	441	11.8%	13 of 15
Spitalfields & Banglatown	CIlr Fozol Miah	1,068	28.6%	4 of 15
Spitalfields & Banglatown	Alibaba Prasad	437	11.7%	14 of 15
St Dunstan's & Stepney Green	Mahbub-Mamun Alam	1,458	23.6%	4 of 16
St Dunstan's & Stepney Green	Abul Hussain	1,261	20.5%	5 of 16
St Dunstan's & Stepney Green	Shahar Imran	1,150	18.7%	6 of 16
St Katharine's & Wapping	Dilwara Ali	418	9.9%	8 of 15
St Katharine's & Wapping	Muhammad Abdul Hye Chowdhury	491	11.6%	10 of 15
St Katharine's & Wapping	Muhammad Shafiq Islam	453	10.7%	12 of 15
Weavers	CIlr Fazlul Haque	892	17.6%	8 of 15
Weavers	Rob Hoveman	728	14.3%	9 of 15
Weavers	Yousuf Khan	1,009	19.9%	7 of 15
Whitechapel	Saidul Alom	890	16.2%	11 of 15
Whitechapel	Abdulla Almamun	1,004	18.3%	8 of 15
Whitechapel	Lutfur Rahman	1,114	20.3%	5 of 15
Yorkshire & The Humber				
Bradford				
City	Shabana Bashir	211	3.5%	4 of 6
Heaton	Mohammad Abu-Bakr	302	4.3%	5 of 5
Toller	Kauser Nawaz Rauf	259	3.4%	4 of 5
North West				
Manchester				
Cheetham	Kay Anne Phillips	607	9.5%	4 of 4
Crumpsall	Madaser Anwar	321	5.9%	5 of 5
Gorton South	Marie-Angelique Bueler	270	4.5%	4 of 4
Higher Blackley	Paul Kelly	111	2.1%	5 of 5
Longsight	Martin Lambert	282	5.2%	4 of 4
Rusholme	Ali Idris	73	1.4%	6 of 6


Constituency/Ward	Candidate	Vote	Percent Position	
Salford				
Kersal	Alice Olive Searle	97	2.2%	5 of 5
Oldham				
Chadderton Central	Ikram Ali	66	1.4%	4 of 4
Chadderton North	Ibrahim Ali	166	3.2%	4 of 4
Medlock Vale	Habibur Rahman	94	2.1%	4 of 4
Royton South	Zaki Mostufa	61	1.2%	4 of 4
Rochdale				
Milkstone & Deeplish	Javed Iqbal	999	21%	3 of 4
Milnrow & Newhey	Joyce Kathleen Burden	153	3%	4 of 4

CST Publications

The following publications are available on CST's website (www.thecst.org.uk) or in hard copy on request




Antisemitic Incidents Report 2009
The annual Antisemitic Incidents Report is CST's most significant publication.



A Police Officer's Guide to Judaism
A publication which introduces Police officers to the laws and traditions of Judaism.



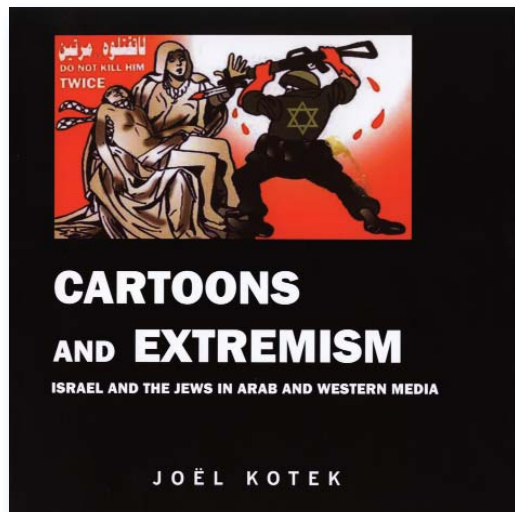
A Student's Guide to Antisemitism on Campus
A guide telling students what to do if they suffer antisemitism



Antisemitic Discourse in Britain
An annual report into antisemitic language and imagery in main-stream public debate



Perspectives on antisemitism
Perspectives on antisemitism, racism and society from some of the members of CST's Advisory Board.



Cartoons and Extremism by Joel Kotek
A CST, European Jewish Congress and Anti Defamation League co-sponsored publication, looking at antisemitic themes in anti-Israel cartoons

For news and updates visit the CST blog at www.thecst.org.uk/blog