



ELECTIONS REPORT

Thursday 6 May 2010

PREPARED BY CST

020 8457 9999

www.thecst.org.uk

Copyright © 2010 Community Security Trust

Registered charity number 1042391

Introduction

Thursday 6th May 2010 saw the biggest ever effort by a far right party in a British general election, with 338 candidates standing for the British National Party (BNP) breaking the record set by the National Front in 1979, when they stood 303 candidates. The BNP hoped to make a serious challenge for seats in East London and Stoke on Trent.

On the same day, elections were held for all 32 London boroughs (although not the London Assembly), and 132 other metropolitan boroughs, district councils and unitary authorities in England. The BNP stood 739 candidates in these local elections, 28 of whom were sitting BNP candidates hoping for re-election.

Beyond the BNP, other fringe far right parties stood in the general and local elections, of whom the best known was the National Front, with 17 Parliamentary candidates and 18 local election candidates.

The Respect Party, an amalgam of far left and Islamist political activists, stood ten Parliamentary candidates and 64 council candidates, and hoped to win Parliamentary seats in Birmingham and East London.

This report will analyse the performance of these parties in the general and local elections and explain some of the reasons for their successes or failures. It will look at some examples of third-party campaigning of interest to the Jewish community. Lastly, it will speculate on the future paths of these extremist trends in electoral politics.

Political Background

The general election took place against the backdrop of a recent recession which had left a severe budget deficit, and a lingering problem of trust and credibility engendered by the expenses scandal of 2009. Issues of specific interest to the Jewish community, such as Israel, antisemitism or terrorism, played little or no role in the election. The issue of immigration did emerge during the campaign, but it never reached a dominant position in the political debate. The BNP sought to exploit all these issues to present themselves as the only party that cared about white working class voters.

The BNP entered 2010 with the momentum of a series of electoral successes which had brought them a seat on the London Assembly in 2008, and two MEPs in 2009. They were already the second-biggest party on Barking & Dagenham council with 12 councillors, and had serious hopes to become the biggest single party or even to take outright control of the council.

British National Party

General Election

The British National Party (BNP) went into this general election with genuine hopes of breaking the mould by making a serious challenge for a seat in Parliament, and establishing the BNP as Britain's fourth political party. In fact, they suffered a series of embarrassing defeats and an overall decline in their average support.

The BNP stood 338 candidates in England, Scotland and Wales, the highest number ever put forward in a general election by any far right party. This was a significant increase on the 119 BNP candidates in the 2005 general election, or their 33 Parliamentary candidates in 2001. The BNP's hopes and efforts were mainly to be found in the seats of Barking, East London, which was contested by party leader Nick Griffin; the neighbouring seat of Dagenham & Rainham, contested by Michael Barnbrook; and Stoke on Trent Central in the West Midlands, where the BNP candidate was their Deputy Chairman Simon Darby.

Beyond these key seats, the geographical spread of BNP candidates gives some indication of where their organisational and numerical strength as a party currently lies. They stood in all 29 Parliamentary constituencies in the North East region; 48 out of 54 seats in Yorkshire & The Humber; 33 out of 46 seats in the East Midlands; and 41 out of 58 in the East of England. By contrast, they only managed to stand in 19 out of 55 seats in the South West; 26 out of 84 in the South East (excluding London); 38 out of 75 in the North West; 13 out of 59 in Scotland; and 34 out of 73 in London.

The BNP's best result came in Barking, where Griffin came third with 6,620 votes, or 14.6% of the votes cast. Their second best result came in Dagenham & Rainham, where Barnbrook also came third, with 4,952 votes at 11.2%. These are both creditable results: they were the only two third-place finishes achieved by any BNP candidates, and Griffin polled the highest number of votes ever cast for a far right candidate in a British general election. In 2005, Richard Barnbrook (no relation) had also come third in Barking, with 4,916 votes at 16.9%. Still, these results were disappointing for the BNP, who had hoped to come (at least) second in Barking. In the end, Griffin was a very distant third behind Margaret Hodge, who held the seat for Labour with an increased share of the vote. The reasons why

the BNP fell short of expectations will be discussed in more detail in the 'Analysis' section of this report (see page 4), but it is worth noting that voter turnout rose from 50.5% in the 2005 general election to 61.4% in 2010; however, this was still below the average turnout in London (64.6%) and nationally (65%).

Overall, the BNP polled 563,743 votes nationally, or 1.9% of the national vote. While this is an increase from the 192,746 votes they polled in 2005, the higher figure is to be expected given that they stood in nearly three times as many seats. In fact, the average BNP vote share in the 338 seats they contested was 3.7%, down from the 4.2% they achieved in 119 seats in 2005. Similarly, 71 of the 338 BNP candidates, or 21%, retained their financial deposits by achieving 5% or more of the vote in 2010; whereas in 2005, 34 of their 119 candidates, or 29%, retained their deposits. In terms of both vote share and deposits lost, therefore, the BNP's decision to spread themselves so thinly across the country may have come at the cost of a decline in their average performance. This is not just statistical: at £500 per deposit, the BNP's 267 lost deposits will have cost the party £133,500.

Other notable results for the BNP include 10.4% of the vote in Rotherham; 9.4% in Stoke on Trent South; 9% in Burnley; 8.9% in Barnsley Central and 8.6% in Barnsley East. In Stoke on Trent Central, Simon Darby came fourth with 7.7% of the vote. The BNP's results across the country add further weight to the idea that the party is in retreat across the south of England, has patchy support in the Midlands and the North West and is strongest in Yorkshire and the North East. Of the BNP's best 20 results in the general election, nine came in the Yorkshire & The Humber region, five in the West Midlands and three in the North West; none were in the South East or South West and the only two in London were in Barking and Dagenham & Rainham. They retained 40% of their deposits in Yorkshire & The Humber, 37% in the North West, 32% in the West Midlands and 31% in the North East; but only 15% of their deposits in London, just two deposits in the East of England, one in Wales and none in the South East, South West or Scotland. 18 of the BNP's best 20 results came in seats won by Labour and the other two were in seats previously held by Labour but lost at this election.

Before the general election, Nick Griffin had promised that it would confirm the BNP as the UK's fourth political party, a boast which the BNP has repeated in the days following the election. In fact, as with

much of the BNP's public analysis of their performance, this claim is not justified by the facts. Discounting the Scottish National Party which polled more votes than the BNP but only stood candidates in Scotland, the BNP came fifth on the national share of the vote. Although the BNP tended to beat candidates from the United Kingdom Independence Party (UKIP) when they contested the same seats, on a national level they were easily out-performed by UKIP who stood 572 candidates and polled 917,832 votes. The only regions in which the BNP came fourth were the North East and Yorkshire & The Humber. Overall, 162 BNP candidates – just short of half - came fourth in their respective seats.

Local Elections

The BNP stood 739 candidates in the local elections, in 21 London boroughs and 79 other local authorities (they also stood in the mayoral election in the London borough of Lewisham, coming sixth with 2.7% of the vote). If the BNP's general election results came as a disappointment to the far right party, their performance in the local elections was little short of catastrophic. Of the 28 BNP councillors across England who were up for re-election, only two managed to keep hold of their seat. No other BNP candidates managed to win a seat anywhere. This was a brutal cull that saw the BNP's representation in local government cut almost in half, from 54 councillors to 28 (plus their single seat on the London Assembly). In Barking & Dagenham, where becoming the single biggest party was the BNP's main target in the entire election, they lost every seat they held on the council. They also lost their sole seats on Havering council and Redbridge council, meaning that they no longer have any councillors in London.

The BNP also lost three of their four seats in Epping Forest, both their seats in Sandwell, two of their seven seats in Stoke, two of their four in Burnley and one each in Leeds, Redditch and Solihull. Their single biggest council group is now in Stoke, where they still have five councillors. The two council seats that the BNP did win came for Brian Parker in Marsden ward, Pendle, and for Paul Cromie in Queensbury ward, Bradford. Both were already BNP councillors, and the BNP still have two councillors on each of those councils. Taken regionally, they have seven local councillors in the West Midlands (five of whom are in Stoke), seven in the East Midlands, five in the North West, four in Yorkshire & The Humber, four in the East of England and one in the South East.

Elsewhere, there was little to cheer up the BNP. In Barking & Dagenham they missed out on victory by one place in 12 of the 17 wards they contested. In Rotherham, BNP candidates came second in four wards (Brinsworth & Catcliffe, Maltby, Rotherham West and Valley), in addition to the 10.4% they polled in the general election. Other second places came in Primrose ward, South Tyneside; St. Helen's ward, Barnsley; Tilbury Riverside & Thurrock Park ward and Tilbury St. Chads ward, both in Thurrock; Bentilee & Townsend ward, Stoke-on-Trent; Gawthorpe ward, Burnley; Kirkdale ward, Liverpool; Charlestown ward, Manchester; and Douglas ward and Ince ward, both in Wigan. But for the vast majority of the 739 BNP candidates, this was a very disappointing election.

The BNP stood full slates of candidates in South Tyneside, Basildon, Thurrock and Sandwell. They had 16 candidates out of 17 seats in Solihull, 17 out of 19 in Southend-on-Sea, 19 out of 21 in Wakefield, 21 out of 22 in Kirklees, 31 out of 34 in Leeds, 21 out of 23 in Barnsley, 24 out of 26 in Newcastle upon Tyne and 16 out of 22 in Gateshead. However, the large total number of BNP candidates masks some significant gaps in their presence on ballot papers around the country. In Stoke-on-Trent, the BNP's main target area after Barking & Dagenham, the party could only find candidates to stand in six of the 20 seats on offer. In Oldham, where the BNP first gave a hint of their electoral potential in the 2001 general election, the party only stood in one of the 20 seats being fought. In Bradford, where they did win a seat, they only stood in ten out of 30 seats; and in Pendle, the site of their other success, they only stood in half the 18 seats available. In Rotherham they only stood in 11 out of 21 seats. Even in Barking & Dagenham, the BNP's main target, they only managed to stand 34 candidates for the 51 seats on offer.

Analysis

The shock of the BNP's defeat at this election cannot be overstated. While they had only an outside chance at best of taking a Parliamentary seat, they were genuinely confident of becoming the biggest single party on Barking & Dagenham council, a fear shared by their opponents. That they not only failed to do so, but in fact lost every seat they held on the council, surprised everybody.

The BNP's failure was largely down to two factors: devastating internal divisions and anti-fascist campaigning that was unprecedented in its scale

and sophistication. The ongoing challenge to the BNP's legal status by the Equalities and Human Rights Commission had disrupted the party's pre-election planning and taken up both their attention and financial resources. In the weeks prior to the election campaign, the BNP's Director of Publicity, Mark Collett, was expelled from the party after allegations that he had made threats to kill Nick Griffin and James Dowson, the BNP's main fundraiser, for which he was arrested by Humberside police. At the same time, veteran BNP activist Eddy Butler was sacked as the party's National Organiser and, more importantly, their Elections Organiser, and Emma Colgate was removed from her position as staff manager to the BNP's two MEPs. The wider allegation was that they were part of a clique that was plotting to overthrow the party leadership. In Stoke, the leader of their group on the council, Alby Walker, left the BNP in January claiming that "there is a vein of Holocaust denial running through the BNP." His wife, also a councillor, left the party in April. The disruption this caused to the BNP branch is the main reason why they only managed to stand in six council seats in Stoke. Then just a few days before polling day, Simon Bennett, the BNP's webmaster, fell out with Griffin and Dowson to such an extent that he took down the BNP's website. This was not a party in a fit state to challenge for power.

The other side of the coin of the BNP's failure was the anti-fascist campaigning that they faced, principally from Searchlight magazine's Hope Not Hate campaign. The BNP's successes in 2005 and 2006 were based on a low turnout and a fall in Labour's vote. While Labour made a focused effort to reconnect with their traditional supporters, Hope Not Hate concentrated in getting out the anti-BNP vote. Approximately 1,000 people volunteered for Hope Note Hate in Barking during the election campaign, and 200-300 in Stoke. Hundreds of thousands of leaflets were targeted at different types of voters, while email and websites were also used in a campaign as sophisticated as anything used by the mainstream political parties. In both the local and general elections, it was the return of the Labour vote that caused the most damage to the BNP's ambitions. Another new factor in 2010 was the 'Nothing British about the BNP' campaign group, which aimed to encourage anti-BNP activities from a centre-right perspective. This group challenged the BNP's use of traditional patriotic messages, such as Winston Churchill and World War Two imagery, and successfully mobilised public opposition to the BNP from high-profile military personalities. If anti-fascism in history has often

involved street violence and physical force, 2010 was the year when electoral anti-fascism really came of age.

As was to be expected, the BNP leadership put on a brave face after the election, but they could not mask the depth of their failure and faced immediate criticism from within the party. Griffin's immediate response to their collapse in Barking & Dagenham was to declare London as "occupied territories" in which the BNP could no longer hope to win elections. Nationally, he has pinned his future hopes on the possibility that electoral reform, promised by the new Conservative/Liberal Democrat coalition government, would open up a new route into mainstream politics for smaller parties like the BNP. This may be overly optimistic, but it is ironic that a BNP that has suffered such a devastating electoral blow is depending on the Liberal Democrats being in government to revive it. Before this happens, though, Griffin may have trouble simply holding his party together, and retaining his grip on the leadership. His subsequent announcement that he would stand down in 2013 may not be enough to silence his critics. Dissent quickly spread through online social networks of BNP supporters, stirred up by Eddy Butler and the other senior BNP activists who Griffin had expelled before the campaign began.

In the European elections in 2009, the BNP polled just short of 950,000 votes across the entire United Kingdom. This year, despite the BNP's internal problems and their loss of council seats, they still got over half a million votes across 338 Parliamentary constituencies (out of a possible 650 seats). This suggests that they now have a core vote of around 900,000 voters across the UK. It should also be remembered that Griffin did manage to increase the BNP's vote in Barking, but this achievement was rendered irrelevant by the significant increases in votes for both Labour and the Conservatives. The experience in Barking & Dagenham also shows that, while the BNP may retain its core vote, there are large numbers of people who are motivated enough to campaign against them, and even more people who can be persuaded to use their vote to keep them from power. The BNP will not disappear from local politics and campaigns like Hope Not Hate will continue to be necessary in the future. Their work will be made easier by the fact that the BNP has not lost the far right's tendency for self-destruction.

OTHER FAR RIGHT PARTIES

None of the smaller far right parties that fought the 2010 elections can be considered any sort of significant political force. The **National Front** (NF) stood 17 candidates in the general election, all of whom lost their deposits. Their presence around the UK is patchy in the extreme: they stood four candidates in London, three in the South East, three in Yorkshire & the Humber, one in the North East, three in the West Midlands and two in the North West. Their best result came in Rochdale, where Chris Jackson, a veteran far right activist, polled 2,236 votes at 4.9%. In the local elections the NF stood 18 candidates: three for Hillingdon council in London; five in Birmingham, two in Dudley, one in Newcastle, two in North Tyneside, two in Kingston-Upon-Hull, one in Maidstone, one in Amber Valley in the East Midlands and one in Rossendale in the North West. Most of the NF candidates came last in their ward. Their best results came in Rossendale, where Kevin Bryan came third in Irwell ward with 11.6% of the vote; and in Sheldon ward, Birmingham, where Paul Morris came fourth with 8.85% of the vote.

The **Democratic Nationalists**, a small far right remnant of a previous BNP split, stood general election candidates in Bradford South and Bradford West, both of whom came bottom of the poll. Their two candidates, James Lewthwaite and Neil Craig, also stood in the local elections in Bradford, both coming last in Royds ward and Wyke ward respectively.

The **England First Party**, led by former American Friends of the BNP organiser Mark Cotterill, is a small group of former BNP supporters and other 'racial-nationalists'. They stood seven candidates in the local elections: three in Stoke-on-Trent, and one each in Oldham, Pendle, Preston and Wigan, all in the North West region. Their best results were in Longton North ward, Stoke-on-Trent, where Mark Leat came fourth with 606 votes (10.3%); Ribbleton ward, Preston, where Cotterill came fourth out of four with 315 votes (12.5%); and in St. James ward, Oldham, where Andrew Clayton came fourth out of four with 425 votes (10.5%).

THE RESPECT PARTY

General Election

The Respect Party was created in 2004 out of a combination of far left and Islamist political activism, primarily to campaign on an anti-war ticket in areas with relatively large Muslim populations. Respect stood ten candidates in the general election, of whom four were in London, four in the North West, one in Birmingham and one in Bradford. Of these, their best chances of success lay with Salma Yaqoob, the party leader, who ran in Birmingham Hall Green and was hoping to become Britain's first hijab-wearing MP; George Galloway, who had left his Bethnal Green & Bow seat to challenge in the neighbouring Poplar & Limehouse constituency; and Abjol Miah in Galloway's old Bethnal Green & Bow seat.

Most of the media attention was focused, as ever, on Galloway, who came a disappointing third place with 8,532 votes or 16.8%. Miah also came third, with 8,160 votes (17.5%). Galloway's much-promised unseating of Labour's Jim Fitzpatrick MP, who he had accused of "waging war on Muslims" during the campaign, failed to materialise and Galloway did not even attend the count to hear his defeat formally announced. More humiliating for Galloway was the fact that he was beaten into third place by the Conservatives, for whom that part of East London has traditionally been an impossible place to win. In both East London seats, the turnout was higher than in 2005, but lower than both the London and national averages, suggesting that Respect, like the BNP, had benefitted in 2005 from a low turnout, rather than suffering from an unusually high turnout in 2010.

Respect came closest to winning a seat in Birmingham, where Salma Yaqoob came second with 12,240 votes (25.1%) thanks to a significant swing from Labour to Respect, but again failed to unseat the Labour MP Roger Godsiff. None of Respect's other Parliamentary candidates managed to retain their deposits, and only one, Arshad Ali in Bradford West, managed to poll more than 1,000 votes.

Local Elections

Respect stood 85 candidates in the local elections and here, too, they suffered significant setbacks, losing seven of their eight sitting councillors on Tower Hamlets council and their one councillor in neighbouring Newham. Of their 50 candidates in Tower Hamlets (where three councillors are elected in each ward),

only one won a seat – Harun Miah in Shadwell ward – and three others missed out by one place. In Newham, two Respect candidates missed out on a seat by one place. In Birmingham, where a third of the council seats were up for election, Salma Yaqoob retained her seat but the three other Respect candidates were defeated.

Elsewhere, Respect candidates failed to make any sort of impression. They stood candidates in Redbridge, Bradford, Manchester, Salford, Oldham and Rochdale, but none came close to winning. Indeed, of the 19 Respect candidates in these areas, 14 came bottom of the poll. The only ward that showed some promise for the future was Milkstone & Deeplish in Rochdale, where Javed Iqbal came third with 21% of the vote. This leaves Respect with a total of four local councillors: three in Birmingham (all in the same Sparkbrook ward) and one in Tower Hamlets.

Analysis

Respect always had limited appeal, both in terms of its policies and the section of the electorate at whom it directed its efforts. In 2005, with anger over the Iraq war running high, this was enough for Respect to win a Parliamentary seat in Bethnal Green & Bow and perform well enough to promise more success in the future. The following year, Respect stood 163 candidates in the local elections, winning sixteen council seats and establishing themselves as a significant opposition on Tower Hamlets council. However, small fringe parties need favourable political conditions and internal harmony to prosper, and Respect, just like the BNP, has not been able to maintain its electoral momentum.

The most significant factor in Respect's decline was a split in the party in 2008. The ejection of the Socialist Workers Party (SWP) left Respect in the hands of Galloway, Yaqoob and their mainly Muslim followers. This cost Respect an important section of their political activists and organisational structure, while hitching it even closer to Galloway's particular brand of celebrity politics. While some leftists from the SWP and other groups did remain with Respect, the fact that the party's strength is so localised reflects the fact that its voter appeal is still community-based. However, this is far from the whole story and it would be wrong to assume that Respect is synonymous with Muslim electoral ambitions. Yaqoob has experienced resistance to her political ambitions from older, more conservative Muslims who do not like the idea

of a young 'hijabi' being such a high-profile politician. Galloway lost a lot of Muslim support when he debased himself on the Big Brother reality TV show. He was replaced in Bethnal Green & Bow by the Labour candidate Rushnara Ali - a Bangladeshi woman who has become the first Bangladeshi to sit in Parliament, bringing much pride to her community as a result. With British soldiers no longer in Iraq and more pressing issues of the economy, unemployment and housing coming to the fore, Respect's particular character and image offer little to address the primary concerns of voters, whether Muslim or not.

The question of 'what happens next' has always hovered around Respect, and is more acute now than ever. The fact that Respect only managed to stand just over half the number of candidates that they had in 2006 suggests that they are a declining force, even before their 2010 losses are factored into the equation. Galloway has promised to remain with the party and even raised suggestions that he might stand for Mayor of Tower Hamlets (which will be directly elected in October 2010), but has also spoken of broadening out his already diverse media activities. It would not be a surprise if his future ambitions lie elsewhere. Yaqoob remains eminently electable, but might have to leave Respect to fulfil her ambitions; she would definitely be an MP by now had she stood for one of the three main parties. Respect has also failed to establish a permanent and reliable support base, even amongst the Bangladeshi community in East London where it has found most support. Respect councillors in Tower Hamlets have defected to Labour, the Liberal Democrats and the Conservatives in the past four years. This process is likely to accelerate after their 2010 collapse; their Tower Hamlets Chairman, Azmal Hussein, announced within days of the election that he was leaving the party. While Respect is likely to remain active in local politics in Birmingham and East London, it would take a significant victory, such as winning the mayoralty of Tower Hamlets, to reverse the party's general decline.

COMMUNITY CAMPAIGNING

As with previous elections, there was some public debate as to the existence and nature of a supposed 'Muslim vote' in the general election. Some organisations, particularly those of an Islamist or anti-Zionist orientation, tried to mobilise and direct Muslim voters for or against particular candidates.

The **Muslim Council of Britain** (MCB) launched 'Muslim Vote 2010', to encourage British Muslims to vote in the general election. The website followed the MCB's practice at previous elections of not endorsing any particular candidates or parties, but instead encouraging voters to ask candidates for their views on specific issues. In 2010, these were listed as anti-Muslim hatred and Islamophobia; public services; democratic renewal; foreign affairs; security and counter-terrorism; education; and employment. This wide range of concerns reflected the MCB's opinion that it would be wrong to assume there is such a thing as a Muslim bloc vote: "the Muslim voter, like any other Briton, may well make discerning choices of which their 'Muslim identity', if ever there was one, is only a part of a menu of considerations." This campaign was also partly a response to the view put forward by some groups, that voting in the elections was 'haram', or not allowed according to Islamic law.

A similar venture, set up and run by activists from the anti-Israel **Friends of al-Aqsa** pressure group, was called 'You Elect'. You Elect also set out to encourage participation in the election, while not endorsing any specific candidates or parties. Their work included leaflets to encourage voter participation – one of which was produced jointly with the Islamic Forum of Europe – opinion polls of Muslim voters and organising hustings for candidates. As befits a campaign run by a single issue pressure group, its list of questions for candidates had a much narrower focus: Islamophobia, freedom of dress, extremism, climate change, foreign policy and aid.

The **Palestine Solidarity Campaign** issued a six-point election pledge that it asked candidates to answer. The points included calls for an arms embargo on Israel and limited economic sanctions. The pledge was signed by 30 Labour candidates; 28 Liberal Democrat candidates; no Conservatives; 79 Greens; and all ten Respect candidates. The PSC also claimed to have received an official response from the Liberal Democrats as a party, which included endorsing an arms embargo and suspension of EU

trade agreements with Israel "until the blockade of Gaza is lifted". PSC also organised election hustings around the country. However, the Israel-Palestine conflict as an issue did not play any significant role in the election campaign, and was not even mentioned in the second televised leaders' debate, which focused on foreign affairs.

The **British Muslim Initiative** (BMI), which is closely aligned with the Muslim Brotherhood, issued a list of "recommended candidates" for Muslims. This is the same approach as that taken by the BMI's predecessor organisation, the Muslim Association of Britain, in 2005. Unlike the MCB, the BMI did endorse the idea of a 'Muslim vote' that could swing elections, arguing that: "The Muslim vote does not only count. It can decide. Vote responsibly and vote tactically." The BMI's list included 52 candidates: 26 Labour, 16 Liberal Democrats, five Conservatives, three from Respect, one Green and one Independent. However, the BMI's lack of a grassroots campaigning structure meant that this list was not backed up by significant campaigning support and no consistent pattern was discernable in the fortunes of the BMI's preferred candidates.

One organisation that did engage in on-the-ground campaigning was the **Muslim Public Affairs Committee** (MPAC), which has developed a strategy over successive elections of targeting individual MPs who it considers to be "Zionist" or "pro-war". In 2010 MPAC produced a list of 32 MPs and four Prospective Parliamentary Candidates (PPCs) which it titled, "Is your MP a Zionist?" It then whittled this down to seven constituencies where it actively campaigned against the sitting MP: Claire Ward in Watford; Denis MacShane in Rotherham; Andrew Dismore in Hendon; Terry Rooney in Bradford East; Phil Woolas in Oldham East & Saddleworth; Khalid Mahmood in Birmingham Perry Barr; and Mike Gapes in Ilford South. Some of these have been long-running campaigns: Gapes, for example, complained in the House of Commons about the activities of MPAC after the 2001 general election. MPAC calls its campaign a "Jihad" and its material is often extremely abusive about its targets, describing them as "Zio-Nazis" amongst other insults. This kind of scare-mongering can have an impact on voters, and those candidates who are targeted by MPAC often feel the need to respond by pointing out their good relations with mosques and Muslim groups in their constituency.

Of the seven MPs targeted by MPAC, three lost

their seats, for which MPAC claimed the credit. However, this does not tell the whole story. One of the unseated MPs, Andrew Dismore in Hendon, suffered a smaller swing against him than in neighbouring seats and has been replaced by Matthew Offord, a Conservative who has a long pro-Israel record. Another, Claire Ward in Watford, has been replaced by Richard Harrington, formerly the Chairman of Conservative Friends of Israel. These examples point to the immaturity of MPAC's approach, and the ultimate futility of their narrow agenda. This was summed up by their campaign to unseat Terry Rooney, who has never engaged in pro-Israel campaigning and signed the PSC election pledge, on the grounds that he is a "pro-war Zionist".

MPAC's style also introduces a poisonous tone into local campaigning: Lee Scott, a Jewish MP in the neighbouring Ilford North constituency to Mike Gapes, suffered antisemitic death threats that he believed were indirectly attributable to the atmosphere generated by MPAC. While MPAC is capable of generating a short-term, local effect, its tactics have not shown evidence of a sustainable, long-term impact: Mike Gapes, who has suffered its particular brand of campaigning more than any other MP, actually increased his share of the vote in 2010, and polled more votes than in any general election since before MPAC began its campaigns against him.

BNP General Election 2010 Results

| Parliamentary Constituency | Candidate | Region | Party | Vote | Percent | Place |
|----------------------------------|-----------------------|----------------------|-------|-------|---------|---------|
| Aberavon | Kevin Edwards | Wales | BNP | 1,276 | 4.1% | 5 of 8 |
| Aberdeen North | Roy Jones | Scotland | BNP | 635 | 1.7% | 5 of 6 |
| Aberdeen South | Susan Ross | Scotland | BNP | 529 | 1.2% | 5 of 7 |
| Alyn & Deeside | John Walker | Wales | BNP | 1,368 | 3.4% | 5 of 6 |
| Amber Valley | Michael Clarke | East Midlands | BNP | 3,195 | 7.0% | 5 of 6 |
| Ashfield | Edward Holmes | East Midlands | BNP | 2,781 | 5.8% | 4 of 7 |
| Ashton-under-Lyne | David Lomas | North West | BNP | 2,929 | 7.6% | 4 of 5 |
| Banff and Buchan | Richard Kenneth Payne | Scotland | BNP | 1,010 | 2.6% | 5 of 5 |
| Barking | Nick Griffin | London | BNP | 6,620 | 14.6% | 3 of 10 |
| Barnsley Central | Ian Sutton | Yorkshire and Humber | BNP | 3,307 | 8.9% | 4 of 8 |
| Barnsley East | Colin Porter | Yorkshire and Humber | BNP | 3,301 | 8.6% | 4 of 8 |
| Barrow and Furness | Mike Ashburner | North West | BNP | 840 | 1.9% | 5 of 7 |
| Basildon and Billericay | Irene Bateman | Eastern | BNP | 1,934 | 4.6% | 4 of 5 |
| Basildon South and Thurrock East | Christopher Roberts | Eastern | BNP | 2,518 | 5.6% | 5 of 6 |
| Batley and Spen | David Exley | Yorkshire and Humber | BNP | 3,685 | 7.1% | 4 of 5 |
| Beckenham | Roger Tonks | London | BNP | 1,001 | 2.1% | 5 of 7 |
| Bedford | William Dewick | Eastern | BNP | 757 | 1.7% | 5 of 7 |
| Bedfordshire North East | Ian Seeby | Eastern | BNP | 1,265 | 2.3% | 5 of 5 |
| Bedfordshire South West | Mark Tolman | Eastern | BNP | 1,703 | 3.4% | 5 of 5 |
| Bermondsey and Old Southwark | Steve Tyler | London | BNP | 1,370 | 3.1% | 4 of 7 |
| Berwick-Upon-Tweed | Peter Mailer | North East | BNP | 1,213 | 3.2% | 4 of 5 |
| Bethnal Green and Bow | Jeffrey Marshall | London | BNP | 1,405 | 2.8% | 5 of 11 |
| Beverley and Holderness | Neil Whitelam | Yorkshire and Humber | BNP | 2,080 | 3.9% | 4 of 7 |
| Bexhill and Battle | Neil Jackson | South East | BNP | 1,950 | 3.6% | 5 of 5 |
| Bexleyheath and Crayford | Stephen James | London | BNP | 2,042 | 4.7% | 4 of 7 |
| Birmingham, Edgbaston | Trevor Lloyd | West Midlands | BNP | 1,196 | 2.9% | 4 of 8 |
| Birmingham, Erdington | Kevin McHugh | West Midlands | BNP | 1,815 | 5.1% | 4 of 8 |
| Birmingham, Erdington | Terry Williams | West Midlands | NF | 229 | 0.6% | 7 of 8 |
| Birmingham, Hodge Hill | Richard Lumby | West Midlands | BNP | 2,333 | 5.5% | 4 of 6 |
| Birmingham, Northfield | Les Orton | West Midlands | BNP | 2,290 | 5.5% | 4 of 7 |
| Birmingham, Selly Oak | Lynette Orton | West Midlands | BNP | 1,820 | 3.9% | 4 of 7 |
| Birmingham, Yardley | Tanya Lumby | West Midlands | BNP | 2,153 | 5.3% | 4 of 6 |
| Birmingham, Yardley | Paul Edward Morris | West Midlands | NF | 349 | 0.9% | 6 of 6 |
| Bishop Auckland | Adam Walker | North East | BNP | 2,036 | 4.9% | 4 of 6 |
| Blackburn | Robin James Evans | North West | BNP | 2,158 | 4.7% | 4 of 8 |
| Blackley and Broughton | Derek Adams | North West | BNP | 2,469 | 7.2% | 4 of 7 |
| Blackpool North and Cleveleys | James Clayton | North West | BNP | 1,556 | 3.8% | 5 of 6 |
| Blackpool South | Roy Goodwin | North West | BNP | 1,482 | 4.2% | 4 of 6 |
| Blaenau Gwent | Anthony King | Wales | BNP | 1,211 | 3.7% | 6 of 8 |
| Blaydon | Keith McFarlane | North East | BNP | 2,200 | 4.9% | 4 of 4 |
| Blythe Valley | Steve Fairbairn | North East | BNP | 1,699 | 4.4% | 4 of 7 |
| Bognor Regis and Littlehampton | Andrew Moffatt | South East | BNP | 1,890 | 4.0% | 5 of 6 |
| Bolsover | Martin Radford | East Midlands | BNP | 2,640 | 6.0% | 4 of 5 |
| Bolton South East | Sheila Spink | North West | BNP | 2,012 | 5.1% | 4 of 7 |
| Bootle | Charles Stewart | North West | BNP | 942 | 2.3% | 5 of 6 |
| Boston and Skegness | David Owens | East Midlands | BNP | 2,278 | 5.3% | 5 of 6 |
| Bosworth | John Ryde | East Midlands | BNP | 2,458 | 4.5% | 4 of 7 |
| Bracknell | Mark Burke | South East | BNP | 1,253 | 2.4% | 5 of 7 |
| Bradford East | Neville Poynton | Yorkshire and Humber | BNP | 1,854 | 4.6% | 4 of 7 |
| Bradford East | Gerry Robinson | Yorkshire and Humber | NF | 222 | 0.5% | 7 of 7 |
| Bradford South | Sharon Sutton | Yorkshire and Humber | BNP | 2,651 | 7.0% | 4 of 6 |
| Bradford South | James Lewthwaite | Yorkshire and Humber | DN | 315 | 0.8% | 6 of 6 |
| Bradford West | Neil Craig | Yorkshire and Humber | DN | 438 | 1.1% | 8 of 8 |
| Bradford West | Jenny Sampson | Yorkshire and Humber | BNP | 1,370 | 3.4% | 4 of 8 |
| Braintree | Paul Stephen Hooks | Eastern | BNP | 1,080 | 2.2% | 5 of 6 |
| Brentford and Isleworth | Paul Winnett | London | BNP | 704 | 1.3% | 6 of 10 |

| Parliamentary Constituency | Candidate | Region | Party | Vote | Percent | Place |
|-----------------------------------|------------------------|--------------------|--------------|-------------|----------------|--------------|
| Brentwood & Ongar | Paul Morris | Eastern | BNP | 1,447 | 2.9% | 5 of 9 |
| Bridgend | Brian Urch | Wales | BNP | 1,020 | 2.7% | 5 of 6 |
| Brigg & Goole | Stephen Ward | Yorkshire & Humber | BNP | 1,498 | 3.4% | 5 of 5 |
| Bridgwater & West Somerset | Donna Treanor | South West | BNP | 1,282 | 2.4% | 5 of 7 |
| Bristol East | Brian Jenkins | South West | BNP | 1,960 | 4.4% | 4 of 8 |
| Bristol South | Colin Chidsey | South West | BNP | 1,739 | 3.6% | 4 of 8 |
| Broadland | Edith Crowther | Eastern | BNP | 871 | 1.7% | 5 of 6 |
| Bromley & Chislehurst | Rowena Savage | London | BNP | 1,070 | 2.4% | 5 of 7 |
| Bromsgrove | Elizabeth Wainright | West Midlands | BNP | 1,923 | 3.7% | 6 of 8 |
| Broxbourne | Steve McCole | Eastern | BNP | 2,159 | 4.7% | 4 of 6 |
| Broxtowe | Micheal Shore | East Midlands | BNP | 1,422 | 2.7% | 4 of 6 |
| Buckingham | Lynne Mozar | South East | BNP | 980 | 2.0% | 6 of 11 |
| Burnley | Sharon Wilkinson | North West | BNP | 3,747 | 9.0% | 4 of 7 |
| Burton | Alan Hewitt | West Midlands | BNP | 2,409 | 4.8% | 4 of 5 |
| Bury North | John Maude | North West | BNP | 1,825 | 4.1% | 4 of 7 |
| Bury South | Jean Purdy | North West | BNP | 1,743 | 3.6% | 4 of 7 |
| Caerphilly | Laurence Reid | Wales | BNP | 1,635 | 4.2% | 5 of 6 |
| Calder Valley | John Gregory | Yorkshire & Humber | BNP | 1,823 | 3.5% | 4 of 9 |
| Cambridgeshire North East | Susan Clapp | Eastern | BNP | 1,747 | 3.3% | 5 of 7 |
| Cannock Chase | Terence Majorowicz | West Midlands | BNP | 1,580 | 3.5% | 5 of 8 |
| Carlisle | Paul Stafford | North West | BNP | 1,086 | 2.6% | 4 of 8 |
| Carshalton & Wallington | Charlotte Lewis | London | BNP | 1,100 | 2.4% | 5 of 6 |
| Castle Point | Phil Howell | Eastern | BNP | 2,205 | 4.9% | 5 of 5 |
| Charnwood | Cathy Duffy | East Midlands | BNP | 3,116 | 5.8% | 4 of 5 |
| Chatham & Aylesford | Colin McCarthy-Stewart | South East | BNP | 1,365 | 3.1% | 4 of 8 |
| Chelmsford | Michael Bateman | Eastern | BNP | 899 | 1.6% | 5 of 8 |
| Chelsea & Fulham | Brian MacDonald | London | BNP | 388 | 1.0% | 7 of 9 |
| Chingford & Woodford Green | Julian Leppert | London | BNP | 1,288 | 3.0% | 4 of 8 |
| Chippenham | Michael Simpkins | South West | BNP | 641 | 1.2% | 5 of 8 |
| Clacton | James Taylor | Eastern | BNP | 1,975 | 4.6% | 4 of 7 |
| Clwyd South | Sarah Hynes | Wales | BNP | 1,100 | 3.2% | 5 of 6 |
| Colchester | Sidney Cheney | Eastern | BNP | 705 | 1.5% | 5 of 9 |
| Colne Valley | Barry Fowler | Yorkshire & Humber | BNP | 1,893 | 3.4% | 4 of 7 |
| Copeland | Clive Jefferson | North West | BNP | 1,474 | 3.4% | 4 of 6 |
| Corby | Roy Davies | East Midlands | BNP | 2,525 | 4.7% | 4 of 4 |
| Coventry North East | Tom Gower | West Midlands | BNP | 1,863 | 4.3% | 4 of 7 |
| Coventry North West | Edward Sheppard | West Midlands | BNP | 1,666 | 3.6% | 4 of 9 |
| Crawley | Richard Trower | South East | BNP | 1,672 | 3.5% | 4 of 8 |
| Crewe & Nantwich | Phillip Williams | North West | BNP | 1,043 | 2.0% | 5 of 6 |
| Croydon Central | Cliff Le May | London | BNP | 1,448 | 2.9% | 5 of 10 |
| Dagenham & Rainham | Michael Barnbrook | London | BNP | 4,952 | 11.2% | 3 of 8 |
| Darlington | Amanda Foster | North East | BNP | 1,262 | 2.9% | 4 of 5 |
| Delyn | Jennifer Matthys | Wales | BNP | 844 | 2.3% | 5 of 6 |
| Derby North | Peter Cheeseman | East Midlands | BNP | 2,000 | 4.4% | 4 of 7 |
| Derbyshire Mid | Lewis Allsebrook | East Midlands | BNP | 1,698 | 3.6% | 4 of 6 |
| Derbyshire South | Peter Jarvis | East Midlands | BNP | 2,193 | 4.3% | 4 of 6 |
| Devon West & Torridge | Nick Baker | South West | BNP | 766 | 1.4% | 6 of 6 |
| Dewsbury | Roger Roberts | Yorkshire & Humber | BNP | 3,265 | 6.0% | 5 of 7 |
| Don Valley | Erwin Toseland | Yorkshire & Humber | BNP | 2,112 | 4.9% | 4 of 7 |
| Doncaster Central | John Bettney | Yorkshire & Humber | BNP | 1,762 | 4.2% | 5 of 8 |
| Doncaster North | Pamela Chambers | Yorkshire & Humber | BNP | 2,818 | 6.8% | 4 of 7 |
| Dover | Dennis Whiting | South East | BNP | 1,104 | 2.2% | 5 of 8 |
| Dudley North | Kenneth Griffiths | West Midlands | BNP | 1,899 | 4.9% | 5 of 6 |
| Dudley North | Kevin Inman | West Midlands | NF | 173 | 0.4% | 6 of 6 |
| Durham, City of | Ralph Musgrave | North East | BNP | 1,153 | 2.5% | 4 of 6 |
| Durham North | Peter Molloy | North East | BNP | 1,686 | 4.1% | 4 of 5 |
| Durham North West | Michael Stewart | North East | BNP | 1,852 | 4.2% | 5 of 6 |
| Ealing North | David Furness | London | BNP | 1,045 | 2.2% | 4 of 7 |
| Easington | Cheryl Dunn | North East | BNP | 2,317 | 6.6% | 4 of 5 |

| Parliamentary Constituency | Candidate | Region | Party | Vote | Percent | Place |
|-----------------------------------|----------------------|--------------------|--------------|-------------|----------------|--------------|
| Eastbourne | Colin Poulter | South East | BNP | 939 | 1.8% | 6 of 8 |
| Eastleigh | Keith Low | South East | NLP | 93 | 0.2% | 7 of 7 |
| Elmet & Rothwell | Sam Clayton | Yorkshire & Humber | BNP | 1,802 | 3.2% | 4 of 6 |
| Eltham | Roberta Woods | London | BNP | 1,745 | 4.2% | 4 of 8 |
| Enfield North | Tony Avery | London | BNP | 1,228 | 2.8% | 4 of 10 |
| Epping Forest | Pat Richardson | Eastern | BNP | 1,982 | 4.3% | 4 of 7 |
| Erewash | Mark Bailey | East Midlands | BNP | 2,337 | 4.9% | 4 of 7 |
| Erith & Thamesmead | Kevin Saunders | London | BNP | 2,184 | 5.1% | 4 of 9 |
| Exeter | Robert Farmer | South West | BNP | 673 | 1.3% | 7 of 7 |
| Faversham & Mid Kent | Graham Kemp | South East | NF | 542 | 1.2% | 6 of 7 |
| Feltham & Heston | John Donnelly | London | BNP | 1,714 | 3.5% | 4 of 10 |
| Filton & Bradley Stoke | David Scott | South West | BNP | 1,328 | 2.7% | 5 of 8 |
| Folkstone & Hythe | Harry Williams | South East | BNP | 1,662 | 3.1% | 5 of 7 |
| Gainsborough | Malcolm Porter | East Midlands | BNP | 1,512 | 3.1% | 5 of 5 |
| Gateshead | Kevin Scott | North East | BNP | 1,787 | 4.7% | 4 of 8 |
| Gedling | Stephen Adcock | East Midlands | BNP | 1,598 | 3.8% | 4 of 5 |
| Gillingham & Rainham | Brian Ravenscroft | South East | BNP | 1,149 | 2.5% | 5 of 9 |
| Glasgow Central | Ian Holt | Scotland | BNP | 616 | 2.0% | 6 of 9 |
| Glasgow East | Joseph Finnie | Scotland | BNP | 677 | 2.1% | 5 of 7 |
| Glasgow North | Thomas Main | Scotland | BNP | 296 | 1.0% | 6 of 7 |
| Glasgow North East | Walter Hamilton | Scotland | BNP | 798 | 2.7% | 5 of 8 |
| Glasgow North West | Scott McLean | Scotland | BNP | 699 | 2.0% | 6 of 7 |
| Glasgow South | Mike Coyle | Scotland | BNP | 637 | 1.6% | 6 of 7 |
| Glasgow South West | David Orr jnr | Scotland | BNP | 841 | 2.6% | 6 of 6 |
| Gordon | Elise Mary Jones | Scotland | BNP | 699 | 1.4% | 4 of 6 |
| Gosport | Barry Bennett | South East | BNP | 1,004 | 2.1% | 5 of 10 |
| Gower | Adrian Jones | Wales | BNP | 963 | 2.3% | 5 of 6 |
| Grantham & Stamford | Christopher Robinson | East Midlands | BNP | 2,485 | 4.7% | 4 of 6 |
| Great Grimsby | Steve Fyfe | Yorkshire & Humber | BNP | 1,517 | 4.6% | 5 of 7 |
| Great Yarmouth | Bosco Tann | Eastern | BNP | 1,421 | 3.3% | 5 of 7 |
| Greenwich & Woolwich | Lawrence Rustem | London | BNP | 1,151 | 2.8% | 4 of 9 |
| Halifax | Tom Bates | Yorkshire & Humber | BNP | 2,760 | 6.3% | 4 of 6 |
| Haltemprice & Howden | James Cornell | Yorkshire & Humber | BNP | 1,583 | 3.2% | 4 of 6 |
| Halton | Andrew Taylor | North West | BNP | 1,563 | 3.8% | 4 of 6 |
| Hammersmith | James Searle | London | BNP | 432 | 0.9% | 6 of 7 |
| Hampstead & Kilburn | Victoria Moore | London | BNP | 328 | 0.6% | 6 of 8 |
| Harborough | Geoffrey Dickens | East Midlands | BNP | 1,715 | 3.1% | 4 of 7 |
| Harlow | Edward Butler | Eastern | BNP | 1,739 | 4.0% | 4 of 6 |
| Harrogate & Knaresborough | Steve Gill | Yorkshire & Humber | BNP | 1,094 | 2.1% | 4 of 5 |
| Hartlepool | Ronnie Bage | North East | BNP | 2,002 | 5.2% | 5 of 5 |
| Harwich & North Essex | Steve Robey | Eastern | BNP | 1,065 | 2.2% | 5 of 7 |
| Hastings & Rye | Nick Prince | South East | BNP | 1,310 | 2.6% | 5 of 6 |
| Hayes & Harlington | Chris Forster | London | BNP | 1,520 | 3.6% | 4 of 8 |
| Hayes & Harlington | Andrew Cripps | London | NF | 566 | 1.3% | 5 of 7 |
| Hemel Hempstead | Janet Price | Eastern | BNP | 1,615 | 3.3% | 4 of 6 |
| Hemsworth | Ian Ashley Kitchen | Yorkshire & Humber | BNP | 3,059 | 7.0% | 4 of 5 |
| Henley | John Roger Bews | South East | BNP | 1,020 | 1.9% | 6 of 6 |
| Hereford & South Herefordshire | John Oliver | West Midlands | BNP | 986 | 2.0% | 5 of 5 |
| Hertford & Stortford | Roy Harris | Eastern | BNP | 1,297 | 2.3% | 5 of 8 |
| Hertsmere | Daniel Seabrook | Eastern | BNP | 1,397 | 3.0% | 5 of 6 |
| Hexham | Quentin Hawkins | North East | BNP | 1,205 | 2.8% | 5 of 6 |
| Heywood & Middleton | Peter Greenwood | North West | BNP | 3,239 | 7.0% | 4 of 6 |
| Holborn & St Pancras | Robert Carlyle | London | BNP | 779 | 1.4% | 5 of 9 |
| Hornchurch & Upminster | William Whelpley | London | BNP | 3,421 | 6.4% | 4 of 8 |
| Houghton & Sunderland South | Karen Allen | North East | BNP | 1,961 | 5.2% | 5 of 6 |
| Huddersfield | Rachel Firth | Yorkshire & Humber | BNP | 1,563 | 3.9% | 5 of 6 |
| Hull East | Joe Uttley | Yorkshire & Humber | NF | 880 | 2.8% | 5 of 6 |
| Hull North | John Mainprize | Yorkshire & Humber | BNP | 1,443 | 4.3% | 4 of 7 |
| Hull West & Hessle | Edward Scott | Yorkshire & Humber | BNP | 1,416 | 4.5% | 5 of 7 |
| Hyndburn | David Shapcott | North West | BNP | 2,137 | 5.0% | 4 of 9 |
| Iford North | Danny Warville | London | BNP | 1,545 | 3.3% | 4 of 7 |

| Parliamentary Constituency | Candidate | Region | Party | Vote | Percent | Place |
|--------------------------------------|-----------------------|--------------------|--------------|-------------|----------------|--------------|
| Ipswich | Dennis Henry Boater | Eastern | BNP | 1,270 | 2.7% | 5 of 9 |
| Isle of Wight | Geof Clynych | South East | BNP | 1,457 | 2.1% | 5 of 11 |
| Islwyn | John Voisey | Wales | BNP | 1,320 | 3.8% | 6 of 8 |
| Jarrow | Andy Swaddle | North East | BNP | 2,709 | 7.0% | 4 of 4 |
| Kingswood | Michael Carey | South West | BNP | 1,311 | 2.7% | 5 of 7 |
| Keighley | Andrew Brons | Yorkshire & Humber | BNP | 1,962 | 4.2% | 4 of 6 |
| Keighley | Steve Smith | Yorkshire & Humber | NF | 135 | 0.3% | 6 of 6 |
| Kettering | Clive Skinner | East Midlands | BNP | 1,366 | 2.9% | 4 of 6 |
| Knowsley | Steven Greenhalgh | North West | BNP | 1,895 | 4.2% | 4 of 5 |
| Lancaster & Fleetwood | Debra Kent | North West | BNP | 938 | 2.2% | 6 of 7 |
| Leeds Central | Kevin Meeson | Yorkshire & Humber | BNP | 3,066 | 8.2% | 4 of 6 |
| Leeds East | Trevor Brown | Yorkshire & Humber | BNP | 2,947 | 7.8% | 4 of 5 |
| Leeds North East | Tom Redmond | Yorkshire & Humber | BNP | 758 | 1.6% | 5 of 6 |
| Leeds North West | Geoffrey Bulmer | Yorkshire & Humber | BNP | 766 | 1.8% | 4 of 8 |
| Leeds West | Joanna Beverley | Yorkshire & Humber | BNP | 2,377 | 6.1% | 4 of 6 |
| Leicester East | Colin Gilmore | East Midlands | BNP | 1,700 | 3.5% | 4 of 7 |
| Leicester South | Adrian Waudby | East Midlands | BNP | 1,418 | 3.0% | 4 of 6 |
| Leicester West | Gary Reynolds | East Midlands | BNP | 2,158 | 6.0% | 4 of 10 |
| Leicestershire North West | Ian Meller | East Midlands | BNP | 3,396 | 6.5% | 4 of 5 |
| Leicestershire South | Paul Preston | East Midlands | BNP | 2,721 | 5.0% | 4 of 5 |
| Leigh | Gary Chadwick | North West | BNP | 2,724 | 5.8% | 4 of 8 |
| Lewes | David Lloyd | South East | BNP | 594 | 1.2% | 6 of 7 |
| Leyton & Wanstead | Jim Clift | London | BNP | 561 | 1.4% | 6 of 8 |
| Lincoln | "Rev" Robert West | East Midlands | BNP | 1,367 | 3.0% | 4 of 7 |
| Liverpool Riverside | Peter Stafford | North West | BNP | 706 | 1.8% | 5 of 6 |
| Liverpool Walton | Peter Stafford | North West | BNP | 1,104 | 3.2% | 4 of 7 |
| Liverpool Wavertree | Steven McEllenborough | North West | BNP | 150 | 0.4% | 7 of 8 |
| Livingston | David Orr | Scotland | BNP | 960 | 2.0% | 5 of 8 |
| Loughborough | Kevan Stafford | East Midlands | BNP | 2,040 | 3.9% | 4 of 5 |
| Louth & Horncastle | Julia Green | East Midlands | BNP | 2,199 | 4.4% | 4 of 7 |
| Ludlow | Christina Evans | West Midlands | BNP | 1,016 | 2.1% | 5 of 7 |
| Luton North | Shelley Rose | Eastern | BNP | 1,316 | 3.1% | 5 of 6 |
| Luton South | Tony Blakey | Eastern | BNP | 1,299 | 3.1% | 5 of 12 |
| Maidenhead | Tim Rait | South East | BNP | 825 | 1.5% | 5 of 7 |
| Maidstone & The Weald | Gary Butler | South East | NF | 643 | 1.3% | 6 of 7 |
| Makerfield | Ken Haslam | North West | BNP | 3,229 | 7.4% | 5 of 6 |
| Maldon | Len Blain | Eastern | BNP | 1,464 | 3.1% | 5 of 5 |
| Manchester Central | Tony Trebilcock | North West | BNP | 1,636 | 4.1% | 4 of 10 |
| Mansfield | Rachel Hill | East Midlands | BNP | 2,108 | 4.4% | 6 of 6 |
| Meriden | Frank O'Brien | West Midlands | BNP | 2,511 | 4.8% | 4 of 7 |
| Merthyr Tydfil | Richard Barnes | Wales | BNP | 1,173 | 3.7% | 6 of 8 |
| Mid Sussex | Stuart Minihane | South East | BNP | 583 | 1.0% | 6 of 7 |
| Middlesbrough | Michael Ferguson | North East | BNP | 1,954 | 5.8% | 5 of 6 |
| Middlesbrough South & East Cleveland | Shaun Gatley | North East | BNP | 1,576 | 3.4% | 5 of 6 |
| Milton Keynes North | Richard Hamilton | South East | BNP | 1,154 | 2.1% | 5 of 9 |
| Milton Keynes South | Matthew Tait | South East | BNP | 1,502 | 2.7% | 5 of 8 |
| Mitcham & Morden | Tony Martin | London | BNP | 1,386 | 3.2% | 4 of 8 |
| Montgomeryshire | Milton Ellis | Wales | NF | 384 | 1.1% | 6 of 7 |
| Morley & Outwood | Chris Beverley | Yorkshire & Humber | BNP | 3,535 | 7.2% | 4 of 5 |
| Neath | Michael Green | Wales | BNP | 1,342 | 3.6% | 5 of 6 |
| Newcastle upon Tyne Central | Ken Booth | North East | BNP | 2,302 | 6.7% | 4 of 6 |
| Newcastle upon Tyne East | Alan Spence | North East | BNP | 1,342 | 3.5% | 4 of 6 |
| Newcastle upon Tyne North | Terry Gibson | North East | BNP | 1,890 | 4.3% | 4 of 6 |
| Newport East | Keith Jones | Wales | BNP | 1,168 | 3.4% | 4 of 7 |
| Newport West | Timothy Windsor | Wales | BNP | 1,183 | 3.0% | 4 of 7 |
| Norfolk Mid | Christine Kelly | Eastern | BNP | 1,261 | 2.5% | 6 of 6 |
| Norfolk North West | David Fleming | Eastern | BNP | 1,839 | 3.8% | 5 of 6 |
| Norfolk South | Helen Mitchell | Eastern | BNP | 1,086 | 2.0% | 5 of 6 |
| Norfolk South West | Dennis Pearce | Eastern | BNP | 1,774 | 3.6% | 5 of 6 |
| Normanton, Pontefract & Castleford | Graham Thewlis-Hardy | Yorkshire & Humber | BNP | 3,864 | 8.4% | 4 of 5 |
| North Devon | Gary Marshall | South West | BNP | 614 | 1.2% | 6 of 9 |

| Parliamentary Constituency | Candidate | Region | Party | Vote | Percent | Place |
|--------------------------------------|-------------------------|--------------------|--------------|-------------|----------------|--------------|
| North Shropshire | Phil Reddall | West Midlands | BNP | 1,667 | 3.2% | 5 of 6 |
| North Warwickshire | Jason Holmes | West Midlands | BNP | 2,106 | 4.5% | 4 of 6 |
| Northampton North | Raymond Beasley | East Midlands | BNP | 1,238 | 3.1% | 5 of 9 |
| Norwich North | Tom Richardson | Eastern | BNP | 747 | 1.8% | 6 of 8 |
| Norwich South | Len Heather | Eastern | BNP | 697 | 1.5% | 6 of 7 |
| Nottingham North | Simon Brindley | East Midlands | BNP | 1,944 | 5.7% | 4 of 5 |
| Nottingham South | Antony Woodward | Eastern | BNP | 1,140 | 2.8% | 4 of 6 |
| Nuneaton | Martyn Findlay | West Midlands | BNP | 2,797 | 6.3% | 4 of 4 |
| Ogmore | Kay Thomas | Wales | BNP | 1,242 | 3.6% | 5 of 6 |
| Old Bexley & Sidcup | John Brooks | London | BNP | 2,132 | 4.7% | 4 of 9 |
| Oldham East & Saddleworth | Alwyn Stott | North West | BNP | 2,546 | 5.7% | 4 of 6 |
| Oldham West & Royton | Dave Joines | North West | BNP | 3,049 | 7.1% | 4 of 6 |
| Orpington | Tess Culnane | London | BNP | 1,241 | 2.5% | 5 of 7 |
| Pendle | James Jackman | North West | BNP | 2,894 | 6.4% | 4 of 6 |
| Penistone & Stocksbridge | Paul James | Yorkshire & Humber | BNP | 2,207 | 4.7% | 4 of 6 |
| Penrith & The Border | Chris Davidson | North West | BNP | 1,093 | 2.4% | 5 of 5 |
| Plymouth Moor View | Roy Cook | South West | BNP | 1,438 | 3.5% | 5 of 7 |
| Poole | David Holmes | South West | BNP | 1,188 | 2.5% | 5 of 6 |
| Portsmouth South | Geoff Crompton | South East | BNP | 873 | 2.1% | 5 of 8 |
| Pudsey | Ian Gibson | Yorkshire & Humber | BNP | 1,549 | 3.2% | 4 of 5 |
| Putney | Peter Darby | London | BNP | 459 | 1.1% | 5 of 6 |
| Rayleigh & Wickford | Antony Evennett | Eastern | BNP | 2,160 | 4.1% | 6 of 6 |
| Redcar | Kevin Broughton | North East | BNP | 1,475 | 3.5% | 5 of 6 |
| Redditch | Andy Ingram | West Midlands | BNP | 1,394 | 3.2% | 5 of 10 |
| Reigate | Keith Brown | South East | BNP | 1,345 | 2.7% | 5 of 6 |
| Rochdale | Chris Jackson | North West | NF | 2,236 | 4.9% | 4 of 7 |
| Rochford & Southend East | Geoffrey Strobridge | Eastern | BNP | 1,856 | 4.5% | 5 of 7 |
| Romford | Robert Bailey | London | BNP | 2,438 | 5.2% | 4 of 9 |
| Rossendale & Darwen | Kevin Alistair Bryan | North West | NF | 1,062 | 2.3% | 5 of 8 |
| Rother Valley | Will Blair | Yorkshire & Humber | BNP | 3,616 | 7.7% | 4 of 5 |
| Rotherham | Marlene Guest | Yorkshire & Humber | BNP | 3,906 | 10.4% | 4 of 6 |
| Rugby | Mark Badrick | West Midlands | BNP | 1,375 | 2.9% | 4 of 6 |
| Ruislip Northwood & Pinner | Ian Edward | London | NF | 899 | 1.8% | 5 of 7 |
| Rutland & Melton | Keith Addison | East Midlands | BNP | 1,757 | 3.2% | 5 of 6 |
| Saffron Walden | Christine Mitchell | Eastern | BNP | 1,050 | 1.9% | 5 of 6 |
| Salford & Eccles | Tina Wingfield | North West | BNP | 2,632 | 6.3% | 4 of 8 |
| Salisbury | Sean Witheridge | South West | BNP | 765 | 1.6% | 5 of 8 |
| Scarborough & Whitby | Trisha Scott | Yorkshire & Humber | BNP | 1,445 | 2.9% | 5 of 8 |
| Scunthorpe | Douglas Ward | Yorkshire & Humber | BNP | 1,447 | 3.9% | 5 of 6 |
| Sedgefield | Mark Walker | North East | BNP | 2,075 | 5.2% | 4 of 6 |
| Selby & Ainsty | Duncan Lorriman | Yorkshire & Humber | BNP | 1,377 | 2.7% | 5 of 6 |
| Sevenoaks | Paul Golding | South East | BNP | 1,384 | 2.8% | 5 of 7 |
| Sheffield, Brightside & Hillsborough | John Sheldon | Yorkshire & Humber | BNP | 3,026 | 7.8% | 4 of 6 |
| Sheffield, Central | Tracey Smith | Yorkshire & Humber | BNP | 903 | 2.2% | 4 of 7 |
| Sheffield, Heeley | John Beatson | Yorkshire & Humber | BNP | 2,260 | 5.5% | 4 of 6 |
| Sheffield South East | Chris Hartigan | Yorkshire & Humber | BNP | 2,345 | 5.7% | 4 of 6 |
| Sherwood | James North | East Midlands | BNP | 1,754 | 3.6% | 4 of 6 |
| Shrewsbury & Atcham | James Whittall | West Midlands | BNP | 1,168 | 2.2% | 5 of 7 |
| Sittingbourne & Sheppey | Lawrence Tames | South East | BNP | 1,305 | 2.7% | 5 of 7 |
| Skipton & Ripon | Bernard Allen | Yorkshire & Humber | BNP | 1,403 | 2.6% | 5 of 8 |
| Sleaford & North Hykeham | Mike Clayton | East Midlands | BNP | 1,977 | 3.3% | 6 of 6 |
| Solihull | Andrew Terry | West Midlands | BNP | 1,624 | 2.9% | 4 of 6 |
| South Holland & The Deepings | Roy Harban | East Midlands | BNP | 1,796 | 3.6% | 5 of 6 |
| South Ribble | Rosalind Gauci | North West | BNP | 1,054 | 2.0% | 5 of 5 |
| South Shields | Donna Watson | North East | BNP | 2,382 | 6.5% | 4 of 9 |
| South West Hertfordshire | Deidre Gates | Eastern | BNP | 1,302 | 2.3% | 5 of 6 |
| South West Surrey | Helen Hamilton | South East | BNP | 644 | 1.1% | 6 of 8 |
| Southend West | Tony Gladwin | Eastern | BNP | 1,333 | 3.1% | 5 of 8 |
| St Austell & Newquay | James Fitton | South West | BNP | 1,022 | 2.2% | 6 of 6 |
| St Helens South & Whiston | James Thomas Winstanley | North West | BNP | 2,040 | 4.4% | 4 of 5 |
| Stafford | Roland Hynd | West Midlands | BNP | 1,103 | 2.2% | 5 of 6 |

| Parliamentary Constituency | Candidate | Region | Party | Vote | Percent | Place |
|-----------------------------------|---------------------|--------------------|--------------|-------------|----------------|--------------|
| Staffordshire South | David Bradnock | West Midlands | BNP | 1,928 | 3.8% | 5 of 6 |
| Stalybridge & Hyde | Anthony Jones | North West | BNP | 2,259 | 5.5% | 4 of 6 |
| Stevenage | Mike Green | Eastern | BNP | 1,007 | 2.3% | 5 of 9 |
| Stockport | Duncan Warner | North West | BNP | 1,201 | 3.1% | 4 of 6 |
| Stockton North | Neil Sinclair | North East | BNP | 1,553 | 3.1% | 4 of 7 |
| Stockton South | James MacPherson | North East | BNP | 1,724 | 4.4% | 4 of 7 |
| Stoke on Trent Central | Simon Darby | West Midlands | BNP | 2,502 | 7.7% | 4 of 10 |
| Stoke on Trent North | Melanie Baddeley | West Midlands | BNP | 3,196 | 8.0% | 4 of 5 |
| Stoke on Trent South | Michael Coleman | West Midlands | BNP | 3,762 | 9.4% | 4 of 7 |
| Stourbridge | Robert Weale | West Midlands | BNP | 1,696 | 3.6% | 5 of 7 |
| Straford on Avon | George Jones | West Midlands | BNP | 1,097 | 2.2% | 5 of 8 |
| Suffolk West | Ramon Johns | Eastern | BNP | 1,428 | 3.0% | 5 of 7 |
| Sunderland Central | John McCaffrey | North East | BNP | 1,913 | 4.5% | 4 of 5 |
| Sutton & Cheam | John Clarke | London | BNP | 1,014 | 2.1% | 4 of 10 |
| Sutton Coldfield | Robert Grierson | West Midlands | BNP | 1,749 | 3.5% | 4 of 6 |
| Swansea East | Clive Bennett | Wales | BNP | 1,715 | 5.2% | 5 of 7 |
| Swansea West | Alan Bateman | Wales | BNP | 910 | 2.6% | 5 of 9 |
| Swindon North | Reg Bates | South West | BNP | 1,542 | 3.1% | 5 of 6 |
| Telford | Phil Spencer | West Midlands | BNP | 1,513 | 3.7% | 5 of 5 |
| The Wrekin | Susan Harwood | West Midlands | BNP | 1,505 | 3.3% | 5 of 5 |
| Thurrock | Emma Colgate | Eastern | BNP | 3,618 | 7.9% | 4 of 6 |
| Tonbridge & Malling | Mike Easter | South East | BNP | 505 | 1.0% | 6 of 7 |
| Torbay | Ann Conway | South West | BNP | 709 | 1.4% | 5 of 6 |
| Torfaen | Jenny Noble | Wales | BNP | 1,657 | 4.4% | 5 of 9 |
| Totnes | Michael Turner | South West | BNP | 624 | 1.3% | 6 of 8 |
| Tunbridge Wells | Andrew McBride | South East | BNP | 704 | 1.4% | 6 of 7 |
| Twickenham | Chris Hurst | London | BNP | 654 | 1.1% | 6 of 8 |
| Tynemouth | Dorothy Brooke | North East | BNP | 1,404 | 2.7% | 4 of 6 |
| Tyneside North | John Burrows | North East | BNP | 1,860 | 4.0% | 4 of 6 |
| Tyneside North | Bob Batten | North East | NF | 599 | 1.3% | 6 of 6 |
| Uxbridge & South Ruslip | Dianne Sylvia Neal | London | BNP | 1,396 | 3.1% | 4 of 8 |
| Uxbridge & South Ruslip | Francis McAllister | London | NF | 271 | 0.6% | 8 of 8 |
| Vale of Clwyd | Ian Si'Ree | Wales | BNP | 827 | 2.3% | 5 of 7 |
| Wakefield | Ian Senior | Yorkshire & Humber | BNP | 2,581 | 5.8% | 4 of 6 |
| Walsall North | Christopher Woodall | West Midlands | BNP | 2,930 | 8.1% | 4 of 7 |
| Wansbeck | Stephen Finlay | North East | BNP | 1,418 | 3.7% | 4 of 8 |
| Washington & Sunderland West | Ian McDonald | North East | BNP | 1,913 | 5.1% | 4 of 5 |
| Watford | Andrew Emerson | Eastern | BNP | 1,217 | 2.2% | 4 of 6 |
| Weaver Vale | Colin Marsh | North West | BNP | 1,063 | 2.4% | 4 of 9 |
| Wellingborough | Robert Walker | East Midlands | BNP | 1,596 | 3.1% | 5 of 10 |
| Wells | Harry Boyce | South West | BNP | 1,004 | 1.8% | 5 of 6 |
| Wentworth & Dearne | George Baldwin | Yorkshire & Humber | BNP | 3,189 | 7.6% | 5 of 5 |
| West Aberdeenshire & Kincardine | Gary Raikes | Scotland | BNP | 513 | 1.1% | 5 of 6 |
| West Bromwich East | Terry Lewin | West Midlands | BNP | 2,205 | 5.8% | 4 of 6 |
| West Bromwich West | Russ Green | West Midlands | BNP | 3,394 | 9.4% | 4 of 5 |
| West Ham | Michael Davidson | London | NF | 1,089 | 2.3% | 6 of 9 |
| Westminster North | Stephen Curry | London | BNP | 334 | 0.8% | 5 of 10 |
| Weston Super Mare | Penryn Parsons | South West | BNP | 1,098 | 2.1% | 5 of 7 |
| Wigan | Charles Mather | North West | BNP | 2,506 | 5.7% | 5 of 5 |
| Windsor | Peter Phillips | South East | BNP | 950 | 1.9% | 5 of 7 |
| Wolverhampton North East | Simon Patten | West Midlands | BNP | 2,296 | 6.6% | 4 of 6 |
| Worcester | Spencer Kirby | West Midlands | BNP | 1,219 | 2.5% | 5 of 9 |
| Workington | Martin Wingfield | North West | BNP | 1,496 | 3.8% | 4 of 6 |
| Wrexham | Melvin Roberts | Wales | BNP | 1,134 | 3.4% | 5 of 6 |
| Wyre Forest | Gordon Howells | West Midlands | BNP | 1,120 | 2.2% | 6 of 6 |
| Wythenshawe & Sale East | Bernard Todd | North West | BNP | 1,572 | 3.9% | 4 of 6 |
| Yeovil | Robert Baehr | South West | BNP | 1,162 | 2.0% | 5 of 5 |
| York Central | Jeff Kelly | Yorkshire & Humber | BNP | 1,171 | 2.5% | 5 of 7 |
| York Outer | Cathy Smurthwaite | Yorkshire & Humber | BNP | 956 | 1.8% | 5 of 5 |
| Yorkshire East | Gary Pudsey | Yorkshire & Humber | BNP | 1,865 | 3.6% | 5 of 7 |

BNP Council Election 2010 Results

| Council | Ward | Candidate | Party | Vote | Percent | Position |
|------------------------|-------------------------|-----------------------------|--------------|-------------|----------------|-----------------|
| East Midlands | | | | | | |
| Amber Valley | Alfreton | Michael White | BNP | 319 | 8.4% | 4 of 4 |
| Amber Valley | Codnor & Waingroves | Ken Cooper | BNP | 391 | 14.6% | 3 of 3 |
| Amber Valley | Heanor & Loscoe | Paul Edward Snell | BNP | 504 | 19.1% | 3 of 3 |
| Amber Valley | Heanor East | Emma Rebecca Roper | BNP | 451 | 15.6% | 3 of 4 |
| Amber Valley | Heanor West | Maria Riley-Ward | BNP | 542 | 17.6% | 3 of 4 |
| Amber Valley | Langley Mill & Aldecar | Timothy Knowles | NF | 185 | 7.7% | 4 of 5 |
| Amber Valley | Ripley | Nathan Wilde | BNP | 438 | 9.7% | 4 of 4 |
| Bassetlaw | East Retford North | David John Otter | BNP | 282 | 7.2% | 3 of 3 |
| Lincoln | Birchwood | Phillip Marshall | BNP | 192 | 3.7% | 4 of 5 |
| Lincoln | Bracebridge | Dean Russel Lowther | BNP | 206 | 5.3% | 4 of 5 |
| Lincoln | Minister | Bunty Woherson | BNP | 145 | 5.9% | 4 of 5 |
| Lincoln | Moorland | Philip Graham Staples | BNP | 232 | 4.1% | 7 of 8 |
| Derby | Chaddesden | Paul Hilliard | BNP | 733 | 11.5% | 4 of 4 |
| Derby | Derwent | Alex Johnstone | BNP | 633 | 12.4% | 4 of 4 |
| Derby | Mackworth | Raymond Herbert Dixon | BNP | 554 | 9.9% | 4 of 4 |
| Derby | Mickleover | Jonathan Barlow | BNP | 441 | 5.3% | 4 of 4 |
| Derby | Spondon | Stephen Roland Hill | BNP | 547 | 8.2% | 4 of 4 |
| East of England | | | | | | |
| Basildon | Billericay East | Geoffrey John McCarthy | BNP | 196 | 2.9% | 5 of 5 |
| Basildon | Billericay West | Michael Richard Bateman | BNP | 219 | 3.2% | 5 of 5 |
| Basildon | Burstead | Irene Lillian Bateman | BNP | 251 | 4.1% | 5 of 5 |
| Basildon | Crouch | Anthony Mark Gladwin | BNP | 344 | 8.1% | 4 of 4 |
| Basildon | Fryerns | Leonard Alfred Heather | BNP | 579 | 11.3% | 4 of 5 |
| Basildon | Laindon Park | Tony Parry | BNP | 488 | 9.9% | 4 of 4 |
| Basildon | Langdon Hills | Thomas Frank Beaney | BNP | 248 | 5.2% | 5 of 5 |
| Basildon | Lee Chapel North | Philip Howell | BNP | 536 | 11.0% | 4 of 4 |
| Basildon | Nethermayne | Carolyn Rose Janet Rossiter | BNP | 487 | 8.8% | 4 of 4 |
| Basildon | Pitsea North West | Raymond Pearce | BNP | 460 | 9.5% | 4 of 5 |
| Basildon | Pitsea South East | Kevin Swaby | BNP | 417 | 8.4% | 5 of 5 |
| Basildon | Wickford Castledon | Michael Dennis Keeble | BNP | 273 | 6.5% | 4 of 4 |
| Basildon | Wickford North | David Michael King | BNP | 497 | 8.1% | 4 of 4 |
| Basildon | Wickford Park | Paul Maylin | BNP | 313 | 7.2% | 4 of 4 |
| Broxbourne | Bury Green | Wendy Jane Ward | BNP | 373 | 12.8% | 4 of 4 |
| Broxbourne | Cheshunt Central | Ramon Paul Johns | BNP | 408 | 11.8% | 3 of 3 |
| Broxbourne | Cheshunt North | Carolyn Iles | BNP | 342 | 10.4% | 4 of 4 |
| Broxbourne | Flamstead End | Ian Seeby | BNP | 355 | 10.4% | 4 of 4 |
| Broxbourne | Goffs Oak | Russell Jesse Shevill | BNP | 320 | 7.7% | 3 of 3 |
| Broxbourne | Hoddesdon North | Terence Frederick Savage | BNP | 276 | 7.5% | 4 of 4 |
| Broxbourne | Rosedale | Stephen McCole | BNP | 419 | 20.5% | 3 of 3 |
| Broxbourne | Rye Park | William James Dewick | BNP | 263 | 8.5% | 4 of 4 |
| Broxbourne | Waltham Cross | Christopher David Francis | BNP | 248 | 9.1% | 4 of 4 |
| Broxbourne | Wormley & Turnford | Mark Anthony Gerrard | BNP | 413 | 10.5% | 4 of 4 |
| Colchester | Highwoods | Patrick Albert Sullivan | BNP | 98 | 2.3% | 5 of 6 |
| Epping Forest | Loughton Alderton | Edward John Long | BNP | 328 | 15.5% | 3 of 5 |
| Epping Forest | Loughton Broadway | Thomas Leonard Richardson | BNP | 323 | 17.6% | 4 of 5 |
| Epping Forest | Loughton Fairmead | Alexander Patrick Copland | BNP | 300 | 15.5% | 3 of 5 |
| Epping Forest | Loughton Roding | Ryan Hazell | BNP | 160 | 6.6% | 4 of 4 |
| Hertsmere | Borehamwood Brookmeadow | Freda Green | BNP | 264 | 8.1% | 4 of 5 |
| Hertsmere | Borehamwood Cowley Hill | Colin Cooper | BNP | 426 | 13.1% | 3 of 4 |

| Council | Ward | Candidate | Party | Vote | Percent | Position |
|------------------------|-----------------------------------|----------------------------|--------------|-------------|----------------|-----------------|
| East of England | | | | | | |
| Ipswich | Stoke Park | Dennis Boater | BNP | 190 | 5.8% | 4 of 5 |
| North Hertfordshire | Baldock Town | James Reginald Scott | BNP | 140 | 3.8% | 4 of 5 |
| North Hertfordshire | Letchworth Grange | Thomas William Godfrey | BNP | 176 | 4.6% | 5 of 5 |
| North Hertfordshire | Letchworth Wilbury | Reginald Frank Norgan | BNP | 119 | 4.9% | 4 of 4 |
| Rochford | Hawkwell North | Antony William Evennett | BNP | 264 | 11.1% | 3 of 3 |
| Rochford | Hawkwell South | Earl Victor Strobridge | BNP | 389 | 19.7% | 2 of 2 |
| Rochford | Hawkwell West | James Michael Antony Wells | BNP | 101 | 4.3% | 5 of 5 |
| Rochford | Whitehouse | Joan Elizabeth Court | BNP | 156 | 7.3% | 3 of 3 |
| Southend | Belfairs | Elliot Munro | BNP | 235 | 4.6% | 5 of 5 |
| Southend | Blenheim Park | Bernadette Jagers | BNP | 264 | 5.4% | 5 of 5 |
| Southend | Chalkwell | David Newman | BNP | 118 | 2.5% | 7 of 7 |
| Southend | Eastwood Park | Laurence Deacon | BNP | 218 | 4.4% | 5 of 6 |
| Southend | Kursaal | David John Armstrong | BNP | 232 | 6.5% | 5 of 7 |
| Southend | Leigh | Raymond Weaver | BNP | 182 | 3.7% | 4 of 4 |
| Southend | Milton | Stanley Adie | BNP | 171 | 4.4% | 6 of 6 |
| Southend | Prittlewell | Craig Bradley Pace | BNP | 180 | 3.7% | 5 of 6 |
| Southend | Shoeburyness | Roger Gilbert Gander | BNP | 265 | 5.7% | 5 of 7 |
| Southend | Southchurch | Geoff Mark Strobridge | BNP | 289 | 6.2% | 6 of 6 |
| Southend | St Laurence | Keith Frederick Barrett | BNP | 403 | 8.6% | 4 of 4 |
| Southend | St Luke's | Fenton Bowley | BNP | 300 | 6.4% | 5 of 7 |
| Southend | Thorpe | Lisa Simmonds | BNP | 158 | 3.0% | 6 of 6 |
| Southend | Victoria | Alisdair Thain Lewis | BNP | 341 | 9.2% | 4 of 5 |
| Southend | West Leigh | Antony Robert Winchester | BNP | 185 | 3.4% | 4 of 6 |
| Southend | West Shoebury | Russell Speller | BNP | 227 | 4.9% | 6 of 6 |
| Southend | Westborough | Lancelot Martin | BNP | 218 | 5.1% | 5 of 7 |
| St Albans | London Colney | Danny Seabrook | BNP | 255 | 5.5% | 4 of 5 |
| Stevenage | Pin Green | Michael Andrew Green | BNP | 136 | 4.8% | 5 of 5 |
| Thurrock | Aveley & Uplands | Dave Strickson | BNP | 369 | 9.7% | 5 of 5 |
| Thurrock | Belhus | Ricky Strickson | BNP | 727 | 20.3% | 3 of 3 |
| Thurrock | Chadwell St Mary | Derek Beackon | BNP | 811 | 19.8% | 3 of 3 |
| Thurrock | Grays Riverside | Luke North | BNP | 563 | 14.7% | 3 of 4 |
| Thurrock | Grays Thurrock | Tom Davis | BNP | 432 | 11.0% | 4 of 4 |
| Thurrock | Little Thurrock Blackshots | Tracy Worth | BNP | 228 | 7.5% | 4 of 4 |
| Thurrock | Little Thurrock Rectory | Donna Strickson | BNP | 283 | 9.7% | 4 of 4 |
| Thurrock | Ockendon | Mark Gorman | BNP | 525 | 12.7% | 3 of 4 |
| Thurrock | Orsett | Mark O'Nion | BNP | 253 | 7.7% | 4 of 4 |
| Thurrock | South Chafford | Mickey White | BNP | 303 | 11.3% | 3 of 3 |
| Thurrock | Stanford East & Corringham Town | David Godfrey | BNP | 384 | 9.3% | 4 of 4 |
| Thurrock | Stifford Clays | Karne McGinn | BNP | 249 | 7.8% | 4 of 4 |
| Thurrock | The Homesteads | Paul Woodley | BNP | 413 | 8.9% | 4 of 4 |
| Thurrock | Tilbury Riverside & Thurrock Park | Anthony McGinn | BNP | 585 | 25.0% | 2 of 5 |
| Thurrock | Tilbury St Chads | Jay Slaven | BNP | 555 | 26.1% | 2 of 3 |
| Thurrock | West Thurrock & South Stifford | Warren Parish | BNP | 574 | 16.9% | 3 of 3 |
| Welwyn Hatfield | Northaw & Cuffley | Mark Fuller | BNP | 222 | 6.9% | 4 of 4 |
| London | | | | | | |
| Barking & Dagenham | Abbey | Brian Tunney | BNP | 326 | 6.4% | 8 of 9 |
| Barking & Dagenham | Alibon | Robert Bailey | BNP | 1209 | 25.9% | 4 of 8 |
| Barking & Dagenham | Alibon | Gavin Cardy | BNP | 1111 | 23.8% | 5 of 8 |
| Barking & Dagenham | Alibon | Giuseppe de Santis | BNP | 977 | 20.9% | 6 of 8 |
| Barking & Dagenham | Becontree | Terence Matthews | BNP | 1038 | 19.3% | 4 of 13 |
| Barking & Dagenham | Chadwell Heath | George Wilfred Woodward | BNP | 594 | 11.8% | 7 of 12 |
| Barking & Dagenham | Eastbrook | Christine Anne Knight | BNP | 900 | 17.3% | 8 of 11 |
| Barking & Dagenham | Eastbrook | Tony Knight | BNP | 903 | 17.4% | 7 of 11 |

| Council | Ward | Candidate | Party | Vote | Percent | Position |
|--------------------|----------------------|------------------------------------|-------|------|---------|----------|
| London | | | | | | |
| Barking & Dagenham | Eastbrook | John David Lillywhite | BNP | 794 | 15.3% | 9 of 11 |
| Barking & Dagenham | Eastbury | Jeffrey Christopher Marshall | BNP | 942 | 19.8% | 4 of 14 |
| Barking & Dagenham | Eastbury | Trevor Thomas William Wade | BNP | 742 | 15.6% | 5 of 14 |
| Barking & Dagenham | Gascoigne | John Craig Fergie | BNP | 536 | 11.1% | 4 of 13 |
| Barking & Dagenham | Goresbrook | Richard John Barnbrook | BNP | 1340 | 27.2% | 4 of 11 |
| Barking & Dagenham | Goresbrook | Shell Brunt | BNP | 1128 | 22.9% | 6 of 11 |
| Barking & Dagenham | Goresbrook | Edward Mark Butler | BNP | 1146 | 23.3% | 5 of 11 |
| Barking & Dagenham | Heath | Sally Lister | BNP | 969 | 20.6% | 4 of 11 |
| Barking & Dagenham | Heath | Paul Leslie William Sturdy | BNP | 844 | 17.9% | 5 of 11 |
| Barking & Dagenham | Heath | Robert Michael Taylor | BNP | 802 | 17.0% | 6 of 11 |
| Barking & Dagenham | Longbridge | Bede Ewing Smith | BNP | 677 | 9.3% | 7 of 13 |
| Barking & Dagenham | Mayesbrook | Robert John Anthony Buckley | BNP | 1109 | 22.9% | 5 of 9 |
| Barking & Dagenham | Mayesbrook | Tracy Anne Lansdown | BNP | 1123 | 23.2% | 4 of 9 |
| Barking & Dagenham | Mayesbrook | Mandy Matthews | BNP | 1024 | 21.2% | 6 of 9 |
| Barking & Dagenham | Parsloes | Christopher Walter Charles Forster | BNP | 941 | 20.8% | 5 of 8 |
| Barking & Dagenham | Parsloes | Leigh Friend | BNP | 1022 | 22.6% | 4 of 8 |
| Barking & Dagenham | Parsloes | Anthony Stephen McKay | BNP | 867 | 19.2% | 6 of 8 |
| Barking & Dagenham | River | Scott Jones | BNP | 933 | 18.8% | 4 of 11 |
| Barking & Dagenham | River | Victoria Jane Pengelly | BNP | 853 | 17.2% | 5 of 11 |
| Barking & Dagenham | Thames | Roy Evans | BNP | 716 | 17.1% | 4 of 12 |
| Barking & Dagenham | Thames | Andrew James Todd | BNP | 661 | 15.8% | 5 of 12 |
| Barking & Dagenham | Valence | Christopher Roberts | BNP | 1112 | 25.2% | 4 of 8 |
| Barking & Dagenham | Valence | Lawrence Rustem | BNP | 995 | 22.5% | 5 of 8 |
| Barking & Dagenham | Valence | Kara Michelle Walker | BNP | 963 | 21.8% | 6 of 8 |
| Barking & Dagenham | Village | Len Bird | BNP | 1049 | 21.1% | 4 of 8 |
| Barking & Dagenham | Whalebone | Robin Lee Lillywhite | BNP | 603 | 12.4% | 7 of 11 |
| Barnet | East Barnet | Stephen Curry | BNP | 364 | 4.6% | 15 of 15 |
| Bexley | Belvedere | Neil Leslie Marsh Allen | BNP | 671 | 12.0% | 7 of 8 |
| Bexley | Blendon & Penhill | Linda Osborne | BNP | 711 | 9.7% | 8 of 9 |
| Bexley | Colyers | Peter William Hacking | BNP | 666 | 12.4% | 9 of 11 |
| Bexley | Crayford | Stephen Arthur James | BNP | 710 | 11.3% | 8 of 9 |
| Bexley | East Wickham | Michael John Barnbrook | BNP | 1282 | 22.5% | 5 of 12 |
| Bexley | East Wickham | Linda Joyce Hacking | BNP | 1066 | 18.7% | 8 of 12 |
| Bexley | East Wickham | Stephen James Hadley | BNP | 1006 | 17.7% | 9 of 12 |
| Bexley | Falconwood & Welling | Michael Jones | BNP | 670 | 10.5% | 9 of 13 |
| Bexley | Falconwood & Welling | Jaymie Ryan McCoy | BNP | 628 | 9.8% | 10 of 13 |
| Bexley | Falconwood & Welling | Josephine Rosalind Ridout | BNP | 547 | 8.5% | 12 of 13 |
| Bexley | North End | Thomas Charles Andrews | BNP | 622 | 13.0% | 9 of 10 |
| Bexley | North End | Ivan Peter Osborne | BNP | 533 | 11.1% | 10 of 10 |
| Bexley | Sidcup | Laurence Picton | BNP | 466 | 6.5% | 11 of 11 |
| Bexley | St Michael's | Chloe Nichols | BNP | 813 | 12.5% | 8 of 11 |
| Bexley | Barnehurst | Gary Steven Howells | BNP | 641 | 9.5% | 10 of 11 |
| Bexley | Blackfen & Lamorbey | Maureen Alice Ann Slaughter | BNP | 693 | 10.8% | 9 of 10 |
| Bexley | Brampton | Peter Glyn James | BNP | 595 | 8.0% | 9 of 9 |
| Bexley | Christchurch | Gordon Jeffrey Davis | BNP | 637 | 10.6% | 10 of 10 |
| Bexley | Cray Meadhows | John Brooks | BNP | 583 | 10.0% | 10 of 11 |
| Bexley | Danson Park | Allyson Jane Davis | BNP | 595 | 9.3% | 11 of 11 |
| Bexley | Erith | Lee Alan Woodthorpe | BNP | 567 | 10.2% | 8 of 8 |
| Bexley | Lesnes Abbey | Nicola Anne Finch | BNP | 716 | 11.6% | 7 of 8 |
| Bexley | Longlands | David Bowman | BNP | 458 | 7.1% | 10 of 14 |
| Bexley | Northumberland Heath | Robert David Howard | BNP | 639 | 9.8% | 8 of 9 |
| Bexley | St Mary's | Bernard Cresswell | BNP | 508 | 7.8% | 10 of 11 |
| Bexley | Thamesmead East | Ben Scott | BNP | 553 | 10.2% | 8 of 11 |

| Council | Ward | Candidate | Party | Vote | Percent | Position |
|----------------|--------------------------|-------------------------------|--------------|-------------|----------------|-----------------|
| London | | | | | | |
| Brent | Fryent | Richard Chetwynd Blackmore | BNP | 163 | 2.9% | 13 of 13 |
| Bromley | Biggin Hill | Michael Lionel Payne | BNP | 390 | 6.7% | 6 of 8 |
| Bromley | Cray Valley East | Tess Culnane | BNP | 659 | 9.7% | 10 of 10 |
| Bromley | Cray Valley West | Roger William Tonks | BNP | 690 | 8.7% | 11 of 14 |
| Camden | Belsize | Derek Collins | BNP | 90 | 1.4% | 13 of 13 |
| Camden | Kentish Town | Stephen Dorman | BNP | 180 | 2.7% | 13 of 14 |
| Camden | Holborn & Covent Garden | Robert Carlyle | BNP | 180 | 3.3% | 13 of 13 |
| Croydon | Ashburton | Tony Lee Martin | BNP | 419 | 6.0% | 10 of 12 |
| Croydon | Coulsdon East | Marie Patricia McCammon | BNP | 312 | 4.3% | 12 of 14 |
| Croydon | Fieldway | John James Clarke | BNP | 583 | 14.4% | 5 of 9 |
| Croydon | Fieldway | Rowena Lindsey Savage | BNP | 400 | 9.9% | 7 of 9 |
| Croydon | Heathfield | Dave Clarke | BNP | 518 | 6.4% | 9 of 12 |
| Croydon | New Addington | Cliff Le May | BNP | 691 | 15.8% | 5 of 9 |
| Croydon | New Addington | Donna Marie Treanor | BNP | 496 | 11.4% | 7 of 9 |
| Croydon | Selsdon & Ballards | Mark Kevin Skinner | BNP | 399 | 5.1% | 10 of 13 |
| Croydon | Shirley | Charlotte Lewis | BNP | 441 | 5.3% | 12 of 13 |
| Ealing | Northolt West End | David Robert Furness | BNP | 548 | 9.3% | 10 of 10 |
| Ealing | Northolt Mandeville | Paul Winnett | BNP | 299 | 5.1% | 10 of 10 |
| Enfield | Enfield Highway | Marie Nicholas | BNP | 450 | 6.2% | 9 of 10 |
| Enfield | Enfield Lock | Steve Squire | BNP | 477 | 6.3% | 10 of 10 |
| Enfield | Palmers Green | Gavriel Angelos | BNP | 233 | 3.0% | 9 of 9 |
| Enfield | Turkey Street | Tony Avery | BNP | 573 | 8.4% | 8 of 10 |
| Greenwich | Abbey Wood | David Lawrence Edmonds | BNP | 710 | 10.5% | 10 of 14 |
| Greenwich | Charlton | Michael Redmond | BNP | 365 | 5.3% | 11 of 11 |
| Greenwich | Coldharbour & New Eltham | Clifford Baxter Adams | BNP | 843 | 10.9% | 9 of 10 |
| Greenwich | Eltham North | Rowena Davenport | BNP | 686 | 8.7% | 10 of 11 |
| Greenwich | Eltham South | Helen Margaret Peart | BNP | 536 | 8.0% | 10 of 11 |
| Greenwich | Eltham West | Linda Tredray | BNP | 528 | 10.5% | 9 of 12 |
| Greenwich | Eltham West | Roberta Florence Louise Woods | BNP | 612 | 12.2% | 8 of 12 |
| Greenwich | Kidbrooke with Hornfair | John Arthur Leech | BNP | 607 | 9.0% | 10 of 11 |
| Greenwich | Middle Park & Sutcliffe | Paul Ramsey | BNP | 507 | 7.3% | 11 of 12 |
| Greenwich | Plumstead | Raymond Nelson | BNP | 514 | 7.7% | 10 of 14 |
| Greenwich | Shooters Hill | Eddie Herbert White | BNP | 513 | 7.0% | 11 of 11 |
| Greenwich | Thamesmead Moorings | Bernard Peter Edmonds | BNP | 563 | 7.5% | 8 of 15 |
| Greenwich | Woolwich Riverside | Paul Redmond | BNP | 387 | 5.7% | 11 of 11 |
| Havering | Elm Park | Peter Reginald Clover | BNP | 977 | 13.4% | 7 of 17 |
| Havering | Elm Park | Anthony Easton | BNP | 861 | 11.8% | 8 of 17 |
| Havering | Elm Park | Kenneth George Seager | BNP | 739 | 10.1% | 10 of 17 |
| Havering | Elm Park | Victor Graham Littlechild | NLP | 291 | 4.0% | 14 of 17 |
| Havering | Elm Park | Madelaine Joan Marsden | NLP | 250 | 3.4% | 15 of 17 |
| Havering | Heaton | William Thomas Whelpley | BNP | 954 | 16.9% | 7 of 12 |
| Havering | Heaton | Michael Edward Braun | BNP | 945 | 16.7% | 8 of 12 |
| Havering | Gooshays | Antony Alan Steff | BNP | 1445 | 22.0% | 7 of 12 |
| Havering | Gooshays | Kelly Margaret Steff | BNP | 1346 | 20.5% | 8 of 12 |
| Havering | Mawneys | Raymond Dennis Underwood | BNP | 701 | 10.1% | 10 of 10 |
| Hillingdon | Barnhill | Andrew Mark Cripps | NF | 324 | 5.8% | 10 of 10 |
| Hillingdon | Charville | Dianne Neal | BNP | 618 | 9.9% | 7 of 11 |
| Hillingdon | Harefield | Ian Edward | NF | 504 | 13.2% | 7 of 7 |
| Hillingdon | Heathrow Villages | Cheryl Ann MacDonald | BNP | 596 | 12.5% | 7 of 10 |
| Hillingdon | South Ruislip | Francis McAllister | NF | 344 | 5.7% | 11 of 11 |
| Hillingdon | West Drayton | Leslie William Jolley | BNP | 740 | 10.9% | 8 of 10 |
| Hillingdon | Yiewsley | Dennis Norman MacDonald | BNP | 580 | 11.0% | 10 of 13 |
| Hounslow | Hanworth | Maureen Rita Taylor | BNP | 499 | 9.4% | 11 of 12 |

| Council | Ward | Candidate | Party | Vote | Percent | Position |
|----------------------|------------------------------|------------------------------|-------|------|---------|----------|
| London | | | | | | |
| Hounslow | Cranford | Lisa Vanstone | BNP | 202 | 4.2% | 10 of 10 |
| Hounslow | Bedfont | Richard Paul Meir | BNP | 589 | 10.9% | 13 of 13 |
| Hounslow | Feltham North | Jean Marlon Tomkins | BNP | 534 | 9.8% | 8 of 8 |
| Hounslow | Hanworth Park | Katie Marie Butler | BNP | 574 | 9.9% | 8 of 8 |
| Hounslow | Feltham West | James George Taylor | BNP | 700 | 10.9% | 8 of 8 |
| Islington | Bunhill | Walter Barfoot | BNP | 257 | 4.4% | 13 of 13 |
| Merton | Cannon Hill | Paul Laws | BNP | 378 | 6.6% | 11 of 12 |
| Merton | Cricket Green | Brian Edward George Wilkes | BNP | 398 | 7.5% | 8 of 8 |
| Merton | Lower Morden | Patricia Anne Donelson | BNP | 456 | 8.5% | 9 of 9 |
| Merton | Ravensbury | Robert Holmes | BNP | 423 | 8.6% | 8 of 8 |
| Merton | St Helier | Edward Atkins | BNP | 426 | 8.6% | 8 of 9 |
| Merton | St Helier | Brian Reginald George Wilkes | BNP | 358 | 7.2% | 9 of 9 |
| Redbridge | Bridge | Danny Warville | BNP | 751 | 12.7% | 10 of 10 |
| Redbridge | Fairlop | Jim Clift | BNP | 661 | 10.9% | 10 of 10 |
| Redbridge | Hainault | Julian Peter Leppert | BNP | 894 | 16.3% | 8 of 14 |
| Redbridge | Hainault | Russell Paul Matthews | BNP | 910 | 16.6% | 7 of 14 |
| Redbridge | Hainault | Victoria Moore | BNP | 748 | 13.6% | 9 of 14 |
| Redbridge | Roding | John Hughes | BNP | 326 | 5.7% | 10 of 10 |
| Redbridge | Wanstead | John William Hugh Down | BNP | 224 | 3.5% | 13 of 13 |
| Richmond upon Thames | Heathfield | John Barry Donnelly | BNP | 336 | 6.4% | 10 of 10 |
| Richmond upon Thames | Whitton | Chris Hurst | BNP | 264 | 4.9% | 13 of 13 |
| Southwark | South Bermondsey | Nigel Seary | BNP | 442 | 9.5% | 10 of 12 |
| Sutton | St Helier | Peter Harry North | BNP | 549 | 10.7% | 10 of 11 |
| Sutton | Stonecot | George Frederick Hadwin | BNP | 413 | 7.0% | 10 of 10 |
| Sutton | The Wrythe | Sarah Margaret Bristow | BNP | 451 | 8.2% | 10 of 11 |
| Sutton | Wandle Valley | Margaret Ann Williams | BNP | 445 | 8.8% | 10 of 12 |
| Tower Hamlets | East India & Lansbury | James Searle | BNP | 400 | 6.5% | 14 of 14 |
| Tower Hamlets | Mile End & Globetown | Russell Pick | BNP | 309 | 5.0% | 15 of 16 |
| Tower Hamlets | Bow East | Mike Underwood | BNP | 318 | 5.4% | 13 of 19 |
| Tower Hamlets | Millwall | Dave Anderson | BNP | 358 | 4.8% | 12 of 13 |
| Wandsworth | West Hill | Steve Roche | BNP | 218 | 3.0% | 11 of 11 |
| Lewisham | Elected Mayor | Tess Culnane | BNP | 2904 | 2.7% | 6 of 7 |
| North East | | | | | | |
| Gateshead | Blaydon | Nikki Wright | BNP | 273 | 6.3% | 4 of 4 |
| Gateshead | Bridges | Keith Edward McFarlane | BNP | 174 | 5.6% | 4 of 4 |
| Gateshead | Chowdene | Terence Jopling | BNP | 263 | 5.9% | 4 of 4 |
| Gateshead | Deckham | Kevin Scott | BNP | 301 | 8.6% | 4 of 4 |
| Gateshead | Dunston & Teams | John Arthur Richards | BNP | 275 | 8.6% | 7 of 8 |
| Gateshead | Dunston & Teams | Amanda Jane Tansley | BNP | 216 | 6.8% | 8 of 8 |
| Gateshead | Dunston Hill & Whickham East | Kenneth Nicolson | BNP | 248 | 5.3% | 4 of 4 |
| Gateshead | Felling | Keith Robert Skelton | BNP | 220 | 7.4% | 4 of 4 |
| Gateshead | High Fell | Ronald Lamb | BNP | 252 | 7.6% | 4 of 4 |
| Gateshead | Lobley Hill & Bensham | Derrick Robson | BNP | 291 | 7.0% | 4 of 5 |
| Gateshead | Low Fell | Kelly Mares | BNP | 182 | 3.5% | 5 of 5 |
| Gateshead | Pelaw & Heworth | Andrew Alexander Swaddle | BNP | 261 | 6.4% | 4 of 4 |
| Gateshead | Saltwell | Jacqeline Alexandra Swaddle | BNP | 202 | 6.0% | 4 of 4 |
| Gateshead | Wardley & Leam Lane | Janet Robson | BNP | 291 | 7.7% | 4 of 4 |
| Gateshead | Whickham North | Robert William Woodhall | BNP | 289 | 6.7% | 4 of 4 |
| Gateshead | Windy Nook & Whitehills | Colin Norman Cook | BNP | 343 | 8.0% | 4 of 4 |
| Hartlepool | Rossmere | Cheryl Dunn | BNP | 192 | 7.7% | 5 of 5 |
| Hartlepool | Seaton | Simone Higgins | BNP | 223 | 6.6% | 4 of 4 |
| Hartlepool | Fens | Debbie Osbourne | BNP | 133 | 5.0% | 6 of 6 |
| Hartlepool | Owton | Eileen Judge | BNP | 144 | 9.3% | 4 of 4 |

| Council | Ward | Candidate | Party | Vote | Percent | Position |
|---------------------|-----------------------|-----------------------|-------|------|---------|----------|
| North East | | | | | | |
| Hartlepool | Rift House | Ronnie Bage | BNP | 257 | 10.3% | 4 of 5 |
| Newcastle upon Tyne | Benwell & Scottswood | Doug Graham | BNP | 533 | 12.2% | 4 of 4 |
| Newcastle upon Tyne | Blakelaw | Jim Lowdon | BNP | 430 | 10.0% | 4 of 4 |
| Newcastle upon Tyne | Byker | Ken Baldwin | BNP | 317 | 8.8% | 3 of 4 |
| Newcastle upon Tyne | Castle | Terry Gibson | BNP | 342 | 6.8% | 4 of 5 |
| Newcastle upon Tyne | Dene | David Tullin | BNP | 178 | 3.5% | 4 of 5 |
| Newcastle upon Tyne | Denton | Neil Mooney | BNP | 278 | 6.6% | 8 of 9 |
| Newcastle upon Tyne | Denton | Lynda Scurr | BNP | 198 | 4.7% | 9 of 9 |
| Newcastle upon Tyne | Elswick | Denny Gallagher | BNP | 414 | 11.6% | 3 of 6 |
| Newcastle upon Tyne | Elswick | Simon Biggs | NF | 62 | 1.7% | 6 of 6 |
| Newcastle upon Tyne | Fawdon | Steven Spence | BNP | 270 | 6.4% | 4 of 4 |
| Newcastle upon Tyne | Fenham | Ken Booth | BNP | 641 | 13.7% | 3 of 5 |
| Newcastle upon Tyne | Kenton | Alan Spence | BNP | 319 | 7.3% | 4 of 4 |
| Newcastle upon Tyne | Lemington | Ian Belcher | BNP | 385 | 7.4% | 4 of 4 |
| Newcastle upon Tyne | Newburn | Paul Kennett | BNP | 330 | 7.2% | 4 of 4 |
| Newcastle upon Tyne | Ouseburn | Lisa Dunleavy | BNP | 111 | 2.9% | 5 of 5 |
| Newcastle upon Tyne | Parklands | Ray Hall | BNP | 116 | 2.0% | 5 of 5 |
| Newcastle upon Tyne | South Heaton | Michael Strong | BNP | 104 | 1.9% | 5 of 5 |
| Newcastle upon Tyne | South Jesmond | Sheila Gregory | BNP | 60 | 1.5% | 5 of 5 |
| Newcastle upon Tyne | Walker | John Mitchell | BNP | 281 | 7.3% | 3 of 5 |
| Newcastle upon Tyne | Walkergate | Shaun Russell | BNP | 303 | 6.9% | 4 of 4 |
| Newcastle upon Tyne | West Gosforth | Bill Curry | BNP | 82 | 1.4% | 5 of 5 |
| Newcastle upon Tyne | Westerhope | Bill Armstrong | BNP | 330 | 6.1% | 4 of 4 |
| Newcastle upon Tyne | Westgate | Mick Roche | BNP | 184 | 6.3% | 4 of 5 |
| Newcastle upon Tyne | Wingrove | Russ Rickerby | BNP | 146 | 3.3% | 5 of 5 |
| Newcastle upon Tyne | Woolsington | Gary Gibson | BNP | 307 | 6.9% | 4 of 4 |
| North Tyneside | Camperdown | Gordon Steel | BNP | 313 | 6.9% | 4 of 4 |
| North Tyneside | Monkseaton South | Dorothy Brooke | BNP | 224 | 4.0% | 4 of 5 |
| North Tyneside | Valley | John Burrows | BNP | 513 | 12.0% | 3 of 3 |
| North Tyneside | Whitley Bay | Jeff Rutherford | BNP | 159 | 3.2% | 4 of 4 |
| North Tyneside | Howdon | Bob Batten | NF | 345 | 8.0% | 4 of 4 |
| North Tyneside | Longbenton | Mark Raymond Nicholls | NF | 217 | 4.6% | 4 of 5 |
| South Tyneside | Beacon & Bents | James Hills | BNP | 413 | 10.7% | 3 of 5 |
| South Tyneside | Biddick & All Saints | David Richardson | BNP | 259 | 8.1% | 3/4 of 4 |
| South Tyneside | Cleadon Park | Christopher Harold | BNP | 209 | 7.3% | 5 of 5 |
| South Tyneside | Harton | Adam Woods | BNP | 317 | 7.9% | 5 of 6 |
| South Tyneside | Horsley Hill | Les Lovelock | BNP | 324 | 7.7% | 5 of 7 |
| South Tyneside | Simonside & Rekendyke | Peter Foreman | BNP | 288 | 8.9% | 4 of 6 |
| South Tyneside | West Park | Lynne Graham | BNP | 265 | 8.10% | 5 of 6 |
| South Tyneside | Westoe | Christine Richardson | BNP | 282 | 7.3% | 4 of 6 |
| South Tyneside | Whitburn & Marsden | Donna Watson | BNP | 308 | 8.2% | 4 of 4 |
| South Tyneside | Whiteleas | Maurice Archer | BNP | 332 | 9.3% | 4 of 4 |
| South Tyneside | Bede | Anne-Marie McGourlay | BNP | 322 | 10.3% | 3 of 4 |
| South Tyneside | Boldon Colliery | Geordie Gilchrist | BNP | 428 | 10.1% | 3 of 3 |
| South Tyneside | Cleadon & East Boldon | Ileene Gilchrist | BNP | 165 | 3.3% | 4 of 4 |
| South Tyneside | Felgate & Hedworth | Maureen Scott | BNP | 236 | 6.7% | 4 of 4 |
| South Tyneside | Hebburn North | Martin Joseph Vaughan | BNP | 425 | 12.1% | 3 of 4 |
| Sunderland | Barnes | Ethan Maggiore | BNP | 265 | 4.8% | 4 of 4 |
| Sunderland | Castle | Ian McDonald | BNP | 338 | 7.9% | 5 of 5 |
| Sunderland | Hetton | John Richardson | BNP | 389 | 8.9% | 4 of 4 |
| Sunderland | Redhill | Terence Woolford | BNP | 490 | 12.7% | 3 of 3 |
| Sunderland | Millfield | Edward McFarlane | BNP | 217 | 6.1% | 4 of 5 |
| Sunderland | Pallion | Lynne Hudson | BNP | 318 | 8.8% | 4 of 4 |

| Council | Ward | Candidate | Party | Vote | Percent | Position |
|-------------------------|----------------------------|--------------------------|-------|------|---------|----------|
| North East | | | | | | |
| Sunderland | Southwick | John McCaffrey | BNP | 350 | 8.8% | 3 of 4 |
| Sunderland | St Michael's | Paul Anderson | BNP | 206 | 3.7% | 4 of 5 |
| Sunderland | St Peter's | Derek Wright | BNP | 357 | 6.9% | 4 of 4 |
| Sunderland | Washington East | Linda Birtwell | BNP | 240 | 4.5% | 3 of 4 |
| North West | | | | | | |
| Barrow-in Furness | Parkside | Mike Ashburner | BNP | 113 | 4.1% | 4 of 4 |
| Blackburn with Darwen | Higher Croft | Darren Jeal | BNP | A551 | 19.7% | 3 of 3 |
| Blackburn with Darwen | Mill Hill | Robin James Evans | BNP | 332 | 13.8% | 4 of 4 |
| Blackburn with Darwen | Shadsworth with Whitebirk | Glenn Evans | BNP | 484 | 18.4% | 3 of 3 |
| Bolton | Horwich North East | Ivan Cooper | BNP | 421 | 6.2% | 4 of 4 |
| Bolton | Smithills | Anthony Backhouse | BNP | 461 | 6.9% | 4 of 5 |
| Bolton | Tonge with the Haulgh | Dorothee Sayers | BNP | 525 | 10.1% | 4 of 4 |
| Bolton | Westhoughton South | Richard Bates | BNP | 458 | 7.5% | 4 of 5 |
| Burnley | Hapton with Park | John Cave | BNP | 708 | 24.2% | 3 of 4 |
| Burnley | Gannow | Derek Dawson | BNP | 546 | 20.4% | 3 of 4 |
| Burnley | Gawthorpe | Paul McDevitt | BNP | 573 | 20.7% | 2 of 4 |
| Burnley | Trinity | David Shapcott | BNP | 301 | 11.5% | 4 of 4 |
| Burnley | Brunshaw | Carme McDevitt | BNP | 538 | 18.3% | 3 of 4 |
| Burnley | Queensgate | John Rowe | BNP | 444 | 9.8% | 5 of 6 |
| Burnley | Rosehill with Burnley Wood | Jeffrey Winder | BNP | 338 | 12.4% | 4 of 4 |
| Burnley | Rosegrove with Lowerhouse | Paul Robinson | BNP | 509 | 18.4% | 3 of 4 |
| Burnley | Coalclough with Dearplay | Chris Vanns | BNP | 278 | 10.5% | 4 of 4 |
| Burnley | Whitfield with Ightenhill | Joan Shapcott | BNP | 384 | 11.3% | 4 of 4 |
| Bury | Besses | Jennifer Jamieson | BNP | 302 | 6.1% | 4 of 5 |
| Bury | Church | Julia Kay | BNP | 376 | 6.1% | 4 of 5 |
| Bury | Bury East | Thomas Nuttall | BNP | 436 | 9.6% | 4 of 4 |
| Bury | Elton | Stewart Clough | BNP | 437 | 7.7% | 4 of 4 |
| Bury | Moorside | Phil Sedman | BNP | 396 | 7.5% | 4 of 6 |
| Bury | Radcliffe East | Reg Norris | BNP | 465 | 9.0% | 4 of 4 |
| Bury | Radcliffe North | Graham Tonkin | BNP | 341 | 6.0% | 5 of 5 |
| Bury | Radcliffe West | Jean Purdy | BNP | 509 | 8.8% | 4 of 4 |
| Bury | Redvales | Peter Hallows | BNP | 565 | 10.1% | 4 of 4 |
| Bury | Tottington | Brian Jepson | BNP | 337 | 6.1% | 4 of 4 |
| Carlisle | Bel Vue | Stephen Bingham | BNP | 126 | 4.6% | 4 of 5 |
| Carlisle | Botcherby | Karl Chappell | BNP | 134 | 5.3% | 4 of 4 |
| Carlisle | Currock | Ben Whittingham | BNP | 167 | 6.6% | 4 of 5 |
| Carlisle | Denton Holme | Glen Murray Gardner | BNP | 133 | 4.8% | 4 of 4 |
| Carlisle | Harraby | David Fraser | BNP | 258 | 8.7% | 3 of 5 |
| Carlisle | Longtown & Rockcliffe | Chris Davidson | BNP | 124 | 5.8% | 4 of 4 |
| Carlisle | Morton | Gillian Forrester | BNP | 164 | 5.2% | 4 of 5 |
| Carlisle | St Aidans | Tony Carvell | BNP | 149 | 5.5% | 4 of 4 |
| Carlisle | Upperby | Ashleigh Nigel Tomlinson | BNP | 163 | 7.0% | 4 of 4 |
| Carlisle County Council | Longtown & Bewcastle | Tony Carvell | BNP | 175 | 4.9% | 4 of 4 |
| Hyndburn | Clayton-le-Moors | Andrew Eccles | BNP | 192 | 8.1% | 4 of 4 |
| Knowsley | Halewood North | Tony Ward | BNP | 204 | 6.8% | 4 of 4 |
| Liverpool | Anfield | Karen Gillian Otty | BNP | 278 | 5.4% | 3 of 6 |
| Liverpool | Clubmoor | Peter John Squire | BNP | 364 | 6.0% | 3 of 5 |
| Liverpool | County | Peter James Stafford | BNP | 222 | 4.3% | 3 of 5 |
| Liverpool | Everton | Jacqueline Stafford | BNP | 281 | 5.8% | 3 of 5 |
| Liverpool | Fazakerly | Peter Stafford | BNP | 292 | 4.5% | 4 of 6 |
| Liverpool | Kirkdale | Steven Greenhalgh | BNP | 403 | 7.3% | 2 of 6 |
| Liverpool | Norris Green | John Edgar | BNP | 312 | 5.9% | 3 of 6 |
| Liverpool | Old Swan | Steven McEllenborough | BNP | 242 | 3.6% | 3 of 6 |

| Council | Ward | Candidate | Party | Vote | Percent | Position |
|-------------------|-------------------------------|-------------------------------|-------|------|---------|----------|
| North West | | | | | | |
| Manchester | Charlestown | Stephen Moran | BNP | 802 | 15.5% | 2 of 5 |
| Manchester | Harpurhey | Peter Brown | BNP | 627 | 12.3% | 3 of 5 |
| Manchester | Higher Blackley | Derek George Adams | BNP | 813 | 16.7% | 3 of 5 |
| Manchester | Miles Platting & Newton Heath | John O'Shaughnessy | BNP | 400 | 8.3% | 3 of 6 |
| Manchester | Moston | Tony Trebilcock | BNP | 765 | 15.9% | 4 of 5 |
| Manchester | Northenden | Sarah Ann Barnes | BNP | 233 | 3.9% | 4 of 5 |
| Manchester | Sharston | Bernard Todd | BNP | 371 | 7.2% | 5 of 7 |
| Manchester | Woodhouse Park | Robin Wayne Sharman | BNP | 263 | 6.3% | 4 of 6 |
| Oldham | Crompton | Alwyn Stott | BNP | 516 | 19.9% | 4 of 5 |
| Oldham | St James | Andrew Lee Clayton | EFP | 425 | 10.5% | 4 of 4 |
| Pendle | Boulsworth | Helen Jane Mulligan | BNP | 300 | 9.7% | 4 of 4 |
| Pendle | Brierfield | Lee England Karmer | BNP | 379 | 14.1% | 4 of 4 |
| Pendle | Clover Hill | Peter John Rowe | BNP | 323 | 13.4% | 4 of 4 |
| Pendle | Coates | Malcolm Keith Foster | BNP | 286 | 7.1% | 4 of 4 |
| Pendle | Earby | James Daniel Morris Jackman | BNP | 450 | 13.6% | 4 of 4 |
| Pendle | Horsfield | Julie Fairless | BNP | 314 | 13.1% | 4 of 4 |
| Pendle | Marsden | Brian Norton Parker | BNP | 502 | 30.5% | 1 of 4 |
| Pendle | Vivary Bridge | Veronica Kathleen Cullen | BNP | 376 | 15.5% | 4 of 4 |
| Pendle | Waterside | Ian Raymond Robinson | BNP | 328 | 14.7% | 4 of 4 |
| Pendle | Bradley | David Geddes | EFP | 279 | 9.7% | 4 of 4 |
| Preston | Ribbleton | Mark Cotterill | EFP | 315 | 12.5% | 4 of 4 |
| Rochdale | Castleton | Allan Howard Jones | BNP | 400 | 8.8% | 5 of 5 |
| Rochdale | Hopwood Hall | Donald Ford | BNP | 496 | 10.0% | 4 of 4 |
| Rochdale | Norden | Arthur Hughes | BNP | 319 | 6.0% | 4 of 4 |
| Rochdale | West Middleton | Peter Greenwood | BNP | 508 | 12.4% | 4 of 4 |
| Rossendale | Irwell | Kevin Bryan | NF | 265 | 11.6% | 3 of 4 |
| Salford | Cadishead | Colin Ward | BNP | 846 | 17.6% | 3 of 4 |
| Salford | Claremont | Martin Jackson | BNP | 386 | 7.7% | 4 of 5 |
| Salford | Irwell Riverside | Gary Tumulty | BNP | 409 | 10.3% | 4 of 5 |
| Salford | Kersal | Brenda Leather | BNP | 217 | 4.8% | 4 of 5 |
| Salford | Langworthy | Edward O'Sullivan | BNP | 505 | 11.7% | 4 of 5 |
| Salford | Pendlebury | Wayne Taylor | BNP | 566 | 11.1% | 4 of 6 |
| Salford | Swinton North | John Leach | BNP | 555 | 11.7% | 4 of 4 |
| Salford | Walkden South | Tommy Cavanagh | BNP | 285 | 5.3% | 4 of 5 |
| Salford | Winton | Tommy Williams | BNP | 316 | 7.0% | 5 of 5 |
| Sefton | Ainsdale | John Bankes | BNP | 141 | 2.0% | 5 of 5 |
| Sefton | Birkdale | Jane Leary | BNP | 177 | 2.7% | 6 of 6 |
| Sefton | Cambridge | Margaret McEllenborough | BNP | 166 | 2.7% | 5 of 6 |
| Sefton | Church | Andrew Dennis Leary | BNP | 222 | 4.0% | 5 of 5 |
| Sefton | Ford | Charles Stewart | BNP | 185 | 3.6% | 5 of 5 |
| Sefton | Kew | Michael McDermott | BNP | 237 | 4.2% | 5 of 6 |
| Sefton | Litherland | Dean McGrane | BNP | 132 | 2.8% | 5 of 5 |
| Sefton | Meols | Max Blair | BNP | 183 | 2.8% | 6 of 6 |
| Sefton | Norwood | Jenny Atherton | BNP | 204 | 3.3% | 5 of 6 |
| St Helens | Blackbrook | Gail Chantelle Griffin Lawley | BNP | 290 | 5.8% | 4 of 4 |
| St Helens | Bold | Marie Frances Oakes | BNP | 294 | 6.8% | 3 of 4 |
| St Helens | Eccleston | David Gerard Cleverley | BNP | 205 | 3.1% | 4 of 4 |
| St Helens | Rainhill | Leila Jane Bentham | BNP | 273 | 4.5% | 4 of 4 |
| St Helens | Sutton | Peter Robert Clayton | BNP | 333 | 6.4% | 4 of 4 |
| St Helens | Thatto Heath | Paul Telford | BNP | 349 | 6.8% | 4 of 4 |
| St Helens | Town Centre | James Winstanley | BNP | 341 | 8.4% | 4 of 4 |
| St Helens | West Park | Terence Matthew Oakes | BNP | 288 | 5.6% | 4 of 5 |
| Stockport | Brinnington & Central | Tony Dean | BNP | 315 | 6.3% | 4 of 6 |

| Council | Ward | Candidate | Party | Vote | Percent | Position |
|-------------------|--------------------------------|-------------------------|--------------|-------------|----------------|-----------------|
| North West | | | | | | |
| Stockport | Edgeley & Cheadle Heath | Damian Francis Skuse | BNP | 258 | 4.0% | 4 of 6 |
| Stockport | Heald Green | Richard Charles Skill | BNP | 328 | 4.8% | 5 of 5 |
| Stockport | Heatons North | Sheila Mary Spink | BNP | 205 | 2.8% | 5 of 5 |
| Stockport | Manor | Duncan Noel Warner | BNP | 464 | 7.3% | 4 of 4 |
| Stockport | Offerton | Stephen Paul Maher | BNP | 573 | 10.5% | 4 of 4 |
| Stockport | Reddish North | Paul Robert Bennett | BNP | 536 | 9.0% | 4 of 4 |
| Stockport | Reddish South | George Arthur Thorne | BNP | 326 | 5.2% | 4 of 4 |
| Stockport | Stepping Hill | Alan Carney | BNP | 264 | 3.9% | 4 of 5 |
| Tameside | Ashton Hurst | Karen Yvonne Lomas | BNP | 400 | 7.7% | 3 of 5 |
| Tameside | Ashton Waterloo | David Gough | BNP | 526 | 10.7% | 3 of 4 |
| Tameside | Audenshaw | Anthony David Jones | BNP | 828 | 15.8% | 3 of 3 |
| Tameside | Denton North East | Rosalind Gauci | BNP | 434 | 8.7% | 3 of 5 |
| Tameside | Denton South | Stephen Paul Taylor | BNP | 561 | 9.8% | 3 of 3 |
| Tameside | Denton West | Stephen Talbot Booth | BNP | 431 | 7.4% | 3 of 4 |
| Tameside | Droylsden East | David George Lomas | BNP | 480 | 10.6% | 3 of 5 |
| Tameside | Droylsden West | Paul Geoffrey Martin | BNP | 766 | 14.4% | 3 of 4 |
| Tameside | Dunkinfield | Roy Kevin West | BNP | 693 | 13.9% | 3 of 4 |
| Tameside | Dunkinfield Stalybridge | Gregory John Shorrocks | BNP | 549 | 10.7% | 3 of 5 |
| Tameside | Hyde Godley | Robert Charles Booth | BNP | 424 | 9.4% | 3 of 5 |
| Tameside | Hyde Newton | Nigel Christian Byrne | BNP | 722 | 13.4% | 4 of 6 |
| Tameside | Hyde Werneth | John Wimpenny | BNP | 424 | 7.3% | 3 of 5 |
| Tameside | Stalybridge North | Jeffrey Peter Clayton | BNP | 452 | 8.5% | 3 of 5 |
| Tameside | Stalybridge South | Paul Hindley | BNP | 276 | 5.3% | 4 of 5 |
| Warrington | Fairfield & Howley | Mike Phillips | BNP | 468 | 5.5% | 6 of 6 |
| Wigan | Abram | Dennis Shambley | BNP | 659 | 12.2% | 4 of 5 |
| Wigan | Ashton | Barry John Longstaffe | BNP | 352 | 6.2% | 5 of 5 |
| Wigan | Aspull New Springs Whelley | Andrew Jones | BNP | 430 | 6.8% | 4 of 5 |
| Wigan | Atherleigh | Gary Charles Chadwick | BNP | 386 | 8.1% | 5 of 6 |
| Wigan | Bryn | Kenneth Haslam | BNP | 531 | 9.4% | 4 of 5 |
| Wigan | Douglas | Ian Lloyd | BNP | 461 | 19.9% | 2 of 4 |
| Wigan | Golborne Lowton West | Steven McEllenborough | BNP | 329 | 6.5% | 4 of 4 |
| Wigan | Hindley | Stephen Bradbury | BNP | 501 | 9.7% | 4 of 5 |
| Wigan | Hindley Green | Daren Mark Taylor | BNP | 427 | 8.1% | 5 of 5 |
| Wigan | Ince | James Philip Harrison | BNP | 570 | 13.6% | 2 of 5 |
| Wigan | Ince | Robert Ian Hague | EFP | 134 | 3.2% | 6 of 6 |
| Wigan | Leigh South | Adam Lloyd | BNP | 516 | 8.2% | 5 of 7 |
| Wigan | Leigh West | Martin Grainey | BNP | 693 | 12.9% | 3 of 7 |
| Wigan | Orrell | Charles Edward Mather | BNP | 697 | 11.3% | 3 of 4 |
| Wigan | Pemberton | Christopher John Hilton | BNP | 596 | 12.2% | 3 of 4 |
| Wigan | Standish with Langtree | Graham John Lawrence | BNP | 228 | 3.5% | 6 of 6 |
| Wigan | Tyldesley | David Ian Peacock | BNP | 450 | 7.7% | 4 of 5 |
| Wigan | Wigan Central | Anthony Farrell | BNP | 306 | 5.2% | 4 of 5 |
| Wigan | Wigan West | Susan Jacquetta Mather | BNP | 608 | 11.0% | 3 of 4 |
| Wigan | Winstanley | Adrian Dilwyn Jones | BNP | 376 | 6.6% | 5 of 6 |
| Wirral | Bidston & St James | John Edwards | BNP | 251 | 5.3% | 5 of 6 |
| Wirral | Bromborough | David McLennan Bell | BNP | 328 | 4.8% | 4 of 5 |
| Wirral | Moreton West & Saughall Massie | Brian Winson | BNP | 223 | 3.1% | 5 of 6 |
| Wirral | Prenton | Lee Griffiths | BNP | 219 | 3.1% | 5 of 6 |
| Wirral | Rock Ferry | Janice Leah Brady | BNP | 318 | 6.5% | 4 of 5 |

| Council | Ward | Candidate | Party | Vote | Percent | Position |
|----------------------|-----------------------------------|-----------------------------------|-------|------|---------|----------|
| South East | | | | | | |
| Basingstoke & Deane | Buckskin | Ray Dobing | BNP | 202 | 7.9% | 4 of 4 |
| Crawley | Bewbush | Linda Elizabeth Atkinson | BNP | 393 | 11.8% | 3 of 3 |
| Crawley | Furnace Green | Vernon Atkinson | BNP | 228 | 7.4% | 4 of 4 |
| Crawley | Ifield | Francis Joseph Carlin | BNP | 333 | 8.1% | 3 of 4 |
| Crawley | Northgate | Dennis Michael Kenealy | BNP | 253 | 11.4% | 3 of 3 |
| Crawley | Southgate | Ryan Neil Grice | BNP | 322 | 8.5% | 3 of 3 |
| Crawley | West Green | Stuart Minihane | BNP | 237 | 11.1% | 3 of 3 |
| Hastings | Hollington | Victoria Catherine Louise Britton | BNP | 217 | 5.6% | 7 of 7 |
| Hastings | Wishing Tree | Mick Turner | BNP | 134 | 5.5% | 4 of 4 |
| Hastings | Tressell | Nick Prince | BNP | 147 | 7.7% | 4 of 4 |
| Maidstone | Shepway North | Gary Butler | NF | 146 | 4.0% | 4 of 6 |
| Milton Keynes | Eaton Manor | Kieron Trent | BNP | 222 | 7.3% | 4 of 7 |
| Reigate & Banstead | Chipstead, Hooley & Woodmansterne | Keith Brown | BNP | 306 | 6.7% | 3 of 3 |
| Reigate & Banstead | Horley Central | Peter Phillips | BNP | 153 | 4.0% | 5 of 5 |
| South West | | | | | | |
| Bristol | Avonmouth | Philip Brimson | BNP | 330 | 5.7% | 4 of 6 |
| Bristol | Bedminster | William George Taylor | BNP | 251 | 3.8% | 5 of 6 |
| Bristol | Brislington East | Chris Stocks | BNP | 453 | 8.1% | 4 of 5 |
| Bristol | Brislington West | Christine Margaret Ogden | BNP | 412 | 7.2% | 4 of 5 |
| Bristol | Filwood | Michael John Hamblin | BNP | 320 | 8.4% | 4 of 6 |
| Bristol | Hartcliffe | Steve McKeown | BNP | 377 | 8.5% | 4 of 5 |
| Bristol | Horfield | Freya Doreen Cook | BNP | 208 | 3.4% | 5 of 5 |
| Bristol | Knowle | Colin Richard Chidsey | BNP | 274 | 4.9% | 5 of 5 |
| Bristol | Lockleaze | John Hooper | BNP | 216 | 4.5% | 4 of 6 |
| Bristol | Southmead | Lynn Cook | BNP | 310 | 6.5% | 4 of 6 |
| Bristol | Whitchurch Park | Michael John Carey | BNP | 277 | 5.9% | 4 of 5 |
| Bristol | Windmill Hill | Ronald Colston George | BNP | 175 | 2.8% | 5 of 5 |
| Plymouth | Honicknowle | Roy Cook | BNP | 312 | 5.6% | 5 of 5 |
| Swindon | Dorcan | Roger James Hiett | BNP | 222 | 4.9% | 5 of 6 |
| Swindon | Gorsehill & Pinehurst | Brian David Freeman | BNP | 342 | 9.2% | 4 of 4 |
| Swindon | Morden | Steven David Fowler | BNP | 310 | 7.2% | 4 of 4 |
| Swindon | Parks | Reginald John Bates | BNP | 258 | 7.0% | 4 of 6 |
| Swindon | Penhill | Raymond George Morris | BNP | 152 | 6.7% | 4 of 4 |
| Swindon | Western | Glyn Warren Hunt | BNP | 437 | 8.3% | 4 of 4 |
| West Midlands | | | | | | |
| Birmingham | Acocks Green | Carl Terence Brisker | BNP | 686 | 6.6% | 4 of 7 |
| Birmingham | Bartley Green | Trevor Lloyd Sidney | BNP | 807 | 8.0% | 4 of 5 |
| Birmingham | Billesley | Howard Rodrick Hamilton | BNP | 1253 | 11.0% | 4/5 of 6 |
| Birmingham | Bournville | Paul Trevor Oakley | BNP | 670 | 5.1% | 5 of 5 |
| Birmingham | Brandwood | Lynette Ann Orton | BNP | 731 | 6.3% | 4 of 6 |
| Birmingham | Edgbaston | Elizabeth Jane Wainwright | BNP | 181 | 1.9% | 5 of 5 |
| Birmingham | Erdington | Amanda Offord | BNP | 512 | 5.4% | 4 of 5 |
| Birmingham | Hall Green | Brian Frank Maund | BNP | 538 | 4.2% | 5 of 6 |
| Birmingham | Harborne | Roy Albert Bevington | BNP | 289 | 2.6% | 5 of 5 |
| Birmingham | Hodge Hill | David Jon champion | BNP | 875 | 8.6% | 4 of 7 |
| Birmingham | Kings Norton | Malcolm Lee Doughty | BNP | 541 | 5.6% | 4 of 5 |
| Birmingham | Kingstanding | Kevin McHugh | BNP | 891 | 10.9% | 3 of 6 |
| Birmingham | Kingstanding | Terry Williams | NF | 160 | 1.6% | 6 of 6 |
| Birmingham | Longbridge | Michael Bell | BNP | 906 | 8.8% | 4 of 6 |
| Birmingham | Moseley & Kings Heath | Brian Leslie Haynes | BNP | 256 | 2.0% | 6 of 6 |
| Birmingham | Northfield | Les Orton | BNP | 993 | 8.6% | 4 of 6 |
| Birmingham | Oscott | Keith Alan Axon | NF | 241 | 2.3% | 5 of 6 |
| Birmingham | Oscott | Richard Neil Morris | BNP | 992 | 9.5% | 4 of 6 |

| Council | Ward | Candidate | Party | Vote | Percent | Position |
|----------------------|----------------------------|--------------------------|-------|------|---------|----------|
| West Midlands | | | | | | |
| Birmingham | Perry Barr | Susan Maureen Morris | BNP | 620 | 6.2% | 4 of 5 |
| Birmingham | Quinton | Stuart James Bates | BNP | 647 | 5.9% | 4 of 5 |
| Birmingham | Selly Oak | Zane Leon Patchell | BNP | 230 | 2.6% | 5 of 6 |
| Birmingham | Shard End | Richard John Lumby | BNP | 1177 | 13.5% | 4 of 9 |
| Birmingham | Shard End | Mark Neary | NF | 98 | 1.1% | 6/7 of 9 |
| Birmingham | Sheldon | Paul Edward Morris | NF | 831 | 8.8% | 4 of 8 |
| Birmingham | Sheldon | Mark Wilson | BNP | 101 | 1.1% | 6 of 8 |
| Birmingham | South Yardley | Adrian Davison | NF | 127 | 1.1% | 7 of 7 |
| Birmingham | South Yardley | Tanya Jane Lumby | BNP | 681 | 6.2% | 4 of 7 |
| Birmingham | Springfield | Darren John Allen | BNP | 328 | 2.7% | 5 of 6 |
| Birmingham | Stechford & Yardley North | Ben Martin Lumby | BNP | 911 | 9.2% | 4 of 5 |
| Birmingham | Stockland Green | Robert Offord | BNP | 514 | 5.5% | 4 of 5 |
| Birmingham | Sutton Four Oaks | Robert James Grierson | BNP | 652 | 4.9% | 4 of 5 |
| Birmingham | Sutton New Hall | Roger Henry Turner | BNP | 667 | 5.7% | 5 of 6 |
| Birmingham | Sutton Trinity | Michael Jones | BNP | 656 | 5.2% | 4 of 5 |
| Birmingham | Tyburn | Graham Jones | BNP | 688 | 7.9% | 4 of 4 |
| Birmingham | Weoley | Trevor John Shearer | BNP | 873 | 8.7% | 4 of 5 |
| Cannock Chase | Hednesford Green Heath | William Ralph Vaughan | BNP | 207 | 8.2% | 4 of 4 |
| Cannock Chase | Hednesford North | Derek John Evans | BNP | 393 | 12.2% | 4 of 4 |
| Dudley | Brierley Hill | Jason Percival | BNP | 477 | 8.6% | 5 of 6 |
| Dudley | Coseley East | Kenneth John Griffiths | BNP | 784 | 13.8% | 3 of 5 |
| Dudley | Cradley & Foxcote | Robert Weale | BNP | 488 | 7.9% | 4 of 6 |
| Dudley | Gornal | Kevin Andrew Inman | NF | 332 | 4.6% | 5 of 5 |
| Dudley | Kingswinford South | Simon Foxall | BNP | 335 | 4.6% | 5 of 6 |
| Dudley | Sedgley | Ade Woodhouse | NF | 234 | 3.4% | 4 of 4 |
| Nuneaton & Bedworth | Abbey | Tom Clarke | BNP | 240 | 6.7% | 4 of 5 |
| Nuneaton & Bedworth | Arbury | Lee Millard | BNP | 309 | 9.4% | 3 of 4 |
| Nuneaton & Bedworth | Attleborough | Phillip Barry Kimberley | BNP | 366 | 10.3% | 3 of 3 |
| Nuneaton & Bedworth | Barpool | Andrew John Ingram | BNP | 394 | 11.7% | 4 of 5 |
| Nuneaton & Bedworth | Bede | Glyn David Haycock | BNP | 452 | 14.5% | 3 of 4 |
| Nuneaton & Bedworth | Bulkington | Leslie Peter Fitzpatrick | BNP | 329 | 8.8% | 3 of 3 |
| Nuneaton & Bedworth | Camp Hill | Jason Holmes | BNP | 553 | 18.9% | 3 of 3 |
| Nuneaton & Bedworth | Galley Common | Wendy Hart | BNP | 487 | 12.4% | 3 of 3 |
| Nuneaton & Bedworth | Heath | Julie Nicolson | BNP | 371 | 10.6% | 3 of 3 |
| Nuneaton & Bedworth | Kingswood | Steven Edwards | BNP | 367 | 9.1% | 3 of 3 |
| Nuneaton & Bedworth | Slough | Deborah Linda Findley | BNP | 485 | 13.4% | 3 of 3 |
| Nuneaton & Bedworth | Wem Brook | Sandra Marie Addis | BNP | 355 | 11.5% | 3 of 3 |
| Redditch | Winyates | David John Enderby | BNP | 539 | 12.7% | 4 of 5 |
| Sandwell | Abbey | Kim Nunn | BNP | 402 | 6.9% | 4 of 4 |
| Sandwell | Bristnall | Charles Cooper | BNP | 575 | 10.6% | 4 of 4 |
| Sandwell | Old Warley | Peter Whitehouse | BNP | 488 | 8.3% | 4 of 5 |
| Sandwell | St Pauls | Susan Simpson | BNP | 321 | 5.7% | 4 of 5 |
| Sandwell | Smethwick | Lynne Marie Benion | BNP | 653 | 12.1% | 3 of 3 |
| Sandwell | Soho & Victoria | Tracy Anne Sefton | BNP | 208 | 4.0% | 4 of 4 |
| Sandwell | Langley | Tracy June Morris | BNP | 615 | 12.0% | 4 of 4 |
| Sandwell | Blackheath | Michaela Jayne Meachem | BNP | 555 | 10.1% | 4 of 4 |
| Sandwell | Cradley Heath & Old Hill | Ann-Marie Hamblett | BNP | 558 | 9.5% | 4 of 4 |
| Sandwell | Rowley | Joseph Ivan Roy Skeldon | BNP | 786 | 15.2% | 3 of 3 |
| Sandwell | Charlemont with Grove Vale | Deborah Anne Howe | BNP | 596 | 9.7% | 4 of 5 |
| Sandwell | Friar Park | David Craig Sawers | BNP | 715 | 15.0% | 3 of 4 |
| Sandwell | Great Barr with Yew Tree | Terence John Lewin | BNP | 637 | 10.2% | 4 of 4 |
| Sandwell | Hateley Heath | Emma Jayne McCandless | BNP | 822 | 16.3% | 3 of 4 |
| Sandwell | Newton | Debbie Johnson | BNP | 425 | 7.3% | 4 of 4 |

| Council | Ward | Candidate | Party | Vote | Percent | Position |
|-----------------------------------|--------------------------|-----------------------------|-------|------|---------|----------|
| West Midlands | | | | | | |
| Sandwell | West Bromwich Central | Terence Stanway | BNP | 379 | 6.9% | 4 of 5 |
| Sandwell | Greets Green & Lyng | John Robert Howells | BNP | 540 | 12.6% | 3 of 4 |
| Sandwell | Oldbury | Mark David Morris | BNP | 697 | 12.5% | 3 of 3 |
| Sandwell | Tividale | Gordon Clifford Howells | BNP | 761 | 14.4% | 4 of 4 |
| Sandwell | Great Bridge | Jennifer Ann Howells | BNP | 816 | 16.7% | 3 of 5 |
| Sandwell | Princes End | Russ Green | BNP | 1189 | 26.5% | 3 of 3 |
| Sandwell | Tipton Green | Karen Parkes | BNP | 709 | 13.0% | 3 of 5 |
| Sandwell | Wednesbury North | Emma Elizabeth Howell | BNP | 615 | 12.1% | 3 of 4 |
| Sandwell | Wednesbury South | Mark Paskin | BNP | 798 | 14.8% | 3 of 3 |
| Solihull | Bickenhill | Patricia Agnes Allington | BNP | 496 | 8.4% | 4 of 6 |
| Solihull | Blythe | George Angus | BNP | 310 | 4.3% | 5 of 6 |
| Solihull | Castle Bromwich | Eddie Stainfield | BNP | 668 | 10.9% | 4 of 6 |
| Solihull | Chelmsley Wood | Andrew Terry | BNP | 650 | 14.8% | 5 of 6 |
| Solihull | Dorridge & Hockley Heath | Andrew Taylor | BNP | 131 | 1.9% | 6 of 6 |
| Solihull | Elmdon | Tony Greenshields | BNP | 402 | 6.1% | 4 of 6 |
| Solihull | Kingshurst & Fordbridge | George Rouse | BNP | 667 | 15.2% | 4 of 6 |
| Solihull | Knowle | Robert Lassen | BNP | 217 | 3.4% | 6 of 6 |
| Solihull | Lyndon | David Francis Reynolds | BNP | 559 | 8.1% | 4 of 5 |
| Solihull | Meriden | Russell George Phillips | BNP | 228 | 3.3% | 5 of 6 |
| Solihull | Olton | Stanley D Williams | BNP | 297 | 4.3% | 4 of 6 |
| Solihull | Shirley East | Raymond Bailey | BNP | 284 | 4.5% | 5 of 6 |
| Solihull | Shirely South | Christopher Michael White | BNP | 398 | 5.7% | 5 of 6 |
| Solihull | Shirley West | Douglas Maund | BNP | 432 | 6.7% | 4 of 6 |
| Solihull | Silhill | Alan William Ashmore | BNP | 329 | 4.9% | 4 of 6 |
| Solihull | Smith's Wood | Frank O'Brien | BNP | 550 | 13.0% | 4 of 6 |
| Stoke-on-Trent | Abbey Green | Michael Robert Durkin | BNP | 835 | 16.7% | 3 of 6 |
| Stoke-on-Trent | Bentilee & Townsend | Philip Sandland | BNP | 864 | 22.0% | 2 of 6 |
| Stoke-on-Trent | Blurton | Terence Cope | BNP | 764 | 15.4% | 4 of 5 |
| Stoke-on-Trent | Stoke & Trent Vale | Stephen William Issard | BNP | 524 | 10.3% | 5 of 6 |
| Stoke-on-Trent | Tunstall | Paula Patricia Mary Roberts | BNP | 713 | 13.5% | 5 of 6 |
| Stoke-on-Trent | Weston & Meir North | Anthony George Simmonds | BNP | 1070 | 21.0% | 3 of 5 |
| Stoke-on-Trent | Weston & Meir North | Spencer Cartlidge | EFP | 117 | 2.3% | 5 of 5 |
| Stoke-on-Trent | Longton North | Mark Leat | EFP | 606 | 10.3% | 4 of 6 |
| Stoke-on-Trent | Fenton | Kate Gaynor Ward | EFP | 236 | 4.9% | 6 of 7 |
| Walsall | Bloxwich West | Chris Woodall | BNP | 722 | 8.8% | 3 of 5 |
| Walsall | Willenhall North | Graham Hadlington | BNP | 567 | 9.8% | 4 of 5 |
| Wolverhampton | Bushbury North | Simon Patten | BNP | 621 | 10.9% | 4 of 4 |
| Wolverhampton | Bilston North | Stewart Gardner | BNP | 589 | 11.7% | 4 of 4 |
| Wolverhampton | East Park | John Painter | BNP | 391 | 8.5% | 4 of 4 |
| Wolverhampton | Tettenhall Wightwick | David Bradnock | BNP | 299 | 4.5% | 4 of 5 |
| Worcester | Bedwardine | Suzzane Marie Barrett | BNP | 323 | 7.1% | 4 of 4 |
| Worcester | Gorse Hill | Joan Edna Thompson | BNP | 288 | 13.5% | 3 of 4 |
| Worcester | Nunnery | Spencer Lee Kirby | BNP | 368 | 9.2% | 4 of 4 |
| Worcester | Rainbow Hill | Carl Martin Mason | BNP | 221 | 9.8% | 3 of 4 |
| Worcester | St John | John Hall | BNP | 365 | 10.1% | 4 of 4 |
| Worcester | Warndon | Jay Adrian Barrett | BNP | 251 | 11.5% | 3 of 4 |
| Yorkshire & The Humber | | | | | | |
| Barnsley | Central | Colin Porter | BNP | 585 | 13.7% | 3 of 5 |
| Barnsley | Cudworth | Terry Hubbard | BNP | 619 | 13.6% | 2 of 7 |
| Barnsley | Darfield | Steven O'Connor | BNP | 507 | 11.2% | 4 of 4 |
| Barnsley | Darton East | Sharon Sutton | BNP | 487 | 9.4% | 4 of 4 |
| Barnsley | Darton West | Ian Sutton | BNP | 838 | 15.7% | 4 of 4 |
| Barnsley | Dearne North | Raymond Hinchcliffe | BNP | 595 | 15.4% | 3 of 4 |

| Council | Ward | Candidate | Party | Vote | Percent | Position |
|-----------------------------------|-----------------------------|------------------------------|-------|------|---------|----------|
| Yorkshire & The Humber | | | | | | |
| Barnsley | Dearne South | Jon Bettney | BNP | 690 | 14.0% | 3 of 5 |
| Barnsley | Dodworth | Alan Brown | BNP | 517 | 9.9% | 4 of 4 |
| Barnsley | Hoyland Milton | Claire Holland | BNP | 539 | 10.3% | 4 of 6 |
| Barnsley | Kingstone | Kevin Fisher | BNP | 532 | 12.9% | 3 of 4 |
| Barnsley | Monk Bretton | Jane Hubbard | BNP | 853 | 21.3% | 3 of 4 |
| Barnsley | North East | Winn Dashwood | BNP | 580 | 10.4% | 4 of 5 |
| Barnsley | Old Town | Dean Walker | BNP | 562 | 11.0% | 4 of 4 |
| Barnsley | Penistone East | Daz Burrows | BNP | 350 | 5.2% | 4 of 5 |
| Barnsley | Penistone West | Paul James | BNP | 512 | 8.7% | 3 of 4 |
| Barnsley | Rockingham | Robert Ellis | BNP | 544 | 10.3% | 4 of 5 |
| Barnsley | Royston | Paul Anthony Harris | BNP | 564 | 12.0% | 4 of 5 |
| Barnsley | St Helen's | Lisa Brooksbank | BNP | 634 | 17.3% | 2 of 3 |
| Barnsley | Stairfoot | Susan Joy Harris | BNP | 559 | 12.6% | 3 of 4 |
| Barnsley | Wombwell | Jackie Bettney | BNP | 738 | 16.3% | 3 of 4 |
| Barnsley | Worsborough | Daniel Cooke | BNP | 618 | 14.2% | 3 of 5 |
| Bradford | Bolton & Undercliffe | Sharif Abdel Gawad | BNP | 492 | 7.4% | 4 of 6 |
| Bradford | Clayton & Fairweather Green | Neil Crossley | BNP | 707 | 10.5% | 4 of 5 |
| Bradford | Eccleshill | Nicholas James Asquith | BNP | 773 | 12.2% | 4 of 5 |
| Bradford | Queensbury | Paul Gregory Smith Cromie | BNP | 2212 | 30.8% | 1 of 5 |
| Bradford | Royds | Eric Baxendale | BNP | 986 | 15.8% | 4 of 5 |
| Bradford | Royds | James Graham Lewthwaite | DN | 207 | 3.3% | 5 of 5 |
| Bradford | Thornton & Allerton | Jenny Sampson | BNP | 776 | 11.2% | 4 of 5 |
| Bradford | Tong | Rita Cromie | BNP | 801 | 14.2% | 4 of 4 |
| Bradford | Wibsey | David George Bond | BNP | 765 | 12.6% | 4 of 5 |
| Bradford | Windhill & Wrose | John Michael Mills | BNP | 781 | 11.4% | 4 of 4 |
| Bradford | Wyke | Neil Craig | DN | 275 | 4.4% | 5 of 5 |
| Bradford | Wyke | Stephen Robert Smith Cromie | BNP | 792 | 12.7% | 4 of 5 |
| Calderdale | Illingworth & Mixenden | Richard Mulhall | BNP | 1226 | 22.5% | 3 of 5 |
| Calderdale | Luddenfoot | John Derek Gregory | BNP | 398 | 7.2% | 4 of 5 |
| Calderdale | Northowram & Shelf | Ann Jackson | BNP | 521 | 8.2% | 4 of 4 |
| Calderdale | Ovenden | Jane Shooter | BNP | 727 | 17.5% | 3 of 4 |
| Calderdale | Todmorden | David Jones | BPP | 283 | 4.9% | 5 of 5 |
| Calderdale | Town | Michael Hall | BNP | 678 | 13.8% | 4 of 5 |
| Calderdale | Warley | Paul Leslie Steven Wadsworth | BNP | 550 | 10.1% | 4 of 5 |
| Doncaster | Conisbrough & Denaby | Erwin Toseland | BNP | 690 | 10.6% | 4 of 5 |
| Doncaster | Mexborough | Helen Ellis | BNP | 785 | 13.5% | 4 of 5 |
| Doncaster | Stainforth & Moorends | David Owen | BNP | 608 | 12.3% | 3 of 6 |
| Doncaster | Thorne | Anthony Holt | BNP | 673 | 11.2% | 6 of 6 |
| Harrogate | Bilton | Emma Victoria Utley | BNP | 181 | 5.9% | 3 of 3 |
| Harrogate | Starbeck | Tracy-Ann Robinson | BNP | 166 | 6.0% | 3 of 3 |
| Harrogate | Woodfield | Steven Daniel Gill | BNP | 222 | 8.5% | 3 of 3 |
| Kingston upon Hull | Longhill | Jason Paul Carr | BNP | 268 | 6.6% | 5 of 6 |
| Kingston upon Hull | Marfleet | Mike Cooper | NF | 329 | 9.0% | 4 of 4 |
| Kingston upon Hull | Myton | Nick Walsh | NF | 197 | 5.0% | 5 of 7 |
| Kingston upon Hull | Pickering | John Mainprize | BNP | 311 | 6.6% | 4 of 5 |
| Kirklees | Almondbury | Len Sandford | BNP | 513 | 6.3% | 5 of 5 |
| Kirklees | Ashbrow | Dale Abbott | BNP | 321 | 3.9% | 4 of 5 |
| Kirklees | Batley East | Mary Ioannou | BNP | 678 | 7.7% | 4 of 5 |
| Kirklees | Batley West | Jonathan Pygott | BNP | 933 | 11.2% | 4 of 5 |
| Kirklees | Birstall & Birkenshaw | John Wilkinson | BNP | 875 | 10.2% | 4 of 5 |
| Kirklees | Cleckheaton | David Exley | BNP | 1181 | 13.7% | 4 of 5 |
| Kirklees | Colne Valley | Robert Walker | BNP | 627 | 6.8% | 4 of 5 |
| Kirklees | Crosland Moor & Netherton | Skye Turner | BNP | 431 | 5.1% | 5 of 6 |

| Council | Ward | Candidate | Party | Vote | Percent | Position |
|-----------------------------------|-----------------------------|------------------------|-------|------|---------|----------|
| Yorkshire & The Humber | | | | | | |
| Kirklees | Dalton | Christine Hanson | BNP | 521 | 6.7% | 4 of 5 |
| Kirklees | Denby Dale | Rachel Firth | BNP | 612 | 6.5% | 4 of 5 |
| Kirklees | Dewsbury East | Joey Smith | BNP | 1349 | 15.9% | 4 of 5 |
| Kirklees | Dewsbury South | Frank Atack | BNP | 886 | 10.0% | 3 of 7 |
| Kirklees | Dewsbury West | Robert Blanchard | BNP | 839 | 10.3% | 4 of 5 |
| Kirklees | Golcar | John Wright | BNP | 783 | 9.0% | 4 of 6 |
| Kirklees | Heckmondwike | Roger Roberts | BNP | 1446 | 17.6% | 3 of 4 |
| Kirklees | Holme Valley North | Barry Folwer | BNP | 478 | 5.1% | 5 of 7 |
| Kirklees | Holme Valley South | Ian Petty | BNP | 440 | 4.2% | 5 of 5 |
| Kirklees | Kirkburton | June Firth | BNP | 469 | 5.2% | 5 of 5 |
| Kirklees | Lindley | Michael De La Mare | BNP | 460 | 4.8% | 4 of 5 |
| Kirklees | Liversage & Gomersal | Ian Roper | BNP | 990 | 11.3% | 4 of 5 |
| Kirklees | Newsome | Stuart Exley | BNP | 435 | 5.8% | 5 of 6 |
| Leeds | Armley | Samantha Dawn Knight | BNP | 921 | 9.5% | 4 of 5 |
| Leeds | Chapel Allerton | Dean Drew Marshall | BNP | 230 | 2.2% | 5 of 5 |
| Leeds | Garforth & Swillington | Graham Misson | BNP | 668 | 5.8% | 4 of 4 |
| Leeds | Horsforth | Ian Asquith | BNP | 358 | 2.9% | 4 of 6 |
| Leeds | Kirkstall | Kevin Nicholson | BNP | 447 | 4.7% | 5 of 5 |
| Leeds | Moortown | Leslie Brynley Howells | BNP | 327 | 2.6% | 4 of 5 |
| Leeds | Morley North | Tom Redmond | BNP | 1378 | 11.3% | 5 of 5 |
| Leeds | Morley South | Chris Beverley | BNP | 2246 | 21.2% | 3 of 5 |
| Leeds | Rothwell | Robert Peel | BNP | 736 | 6.7% | 4 of 4 |
| Leeds | Roundhay | Bernadette Herbert | BNP | 320 | 2.6% | 5 of 5 |
| Leeds | Weetwood | Peter Askins | BNP | 287 | 2.7% | 5 of 7 |
| Leeds | Wetherby | Sam Matthew Clayton | BNP | 302 | 2.6% | 5 of 5 |
| Leeds | Adel & Wharfedale | Dorreen Dawson | BNP | 332 | 2.7% | 4 of 5 |
| Leeds | Alwoodley | Wayne Patrick Taylor | BNP | 246 | 2.0% | 5 of 6 |
| Leeds | Ardsley & Robin Hood | Joanna Beverley | BNP | 1490 | 13.8% | 4 of 5 |
| Leeds | Beeston & Holbeck | Dean Mark Taylor | BNP | 902 | 10.9% | 4 of 6 |
| Leeds | Bramley & Stanningley | Sharon Annie Knight | BNP | 812 | 9.0% | 4 of 6 |
| Leeds | Burmantofts & Richmond Hill | Jason Neil Harland | BNP | 888 | 11.5% | 3 of 5 |
| Leeds | Calverley & Farsley | Robert John Leary | BNP | 790 | 6.3% | 4 of 4 |
| Leeds | City & Hunslet | Laura Marie Meeson | BNP | 638 | 6.8% | 4 of 5 |
| Leeds | Crossgates & Whinmoor | Michael Mee | BNP | 895 | 8.4% | 4 of 4 |
| Leeds | Farnley & Wortley | Helen Foster | BNP | 1084 | 10.3% | 5 of 5 |
| Leeds | Gipton & Harehills | Anthony Wall | BNP | 503 | 5.9% | 4 of 5 |
| Leeds | Guiseley & Rawdon | Andrew Gallagher | BNP | 647 | 5.1% | 4 of 5 |
| Leeds | Harewood | Martin Darren Gibson | BNP | 382 | 3.3% | 4 of 5 |
| Leeds | Killingbeck & Seacroft | Bernard Adrian Allen | BNP | 962 | 11.0% | 4 of 5 |
| Leeds | Kippax & Methley | Shaun Fitzpatrick | BNP | 624 | 5.7% | 4 of 5 |
| Leeds | Middleton Park | Kevin Meeson | BNP | 1875 | 20.6% | 2 of 5 |
| Leeds | Otley & Yeadon | Geoffrey James Bulmer | BNP | 527 | 4.2% | 4 of 5 |
| Leeds | Pudsey | Winifred Misson | BNP | 901 | 7.2% | 4 of 5 |
| Leeds | Temple Newsam | Ian Gibson | BNP | 1041 | 9.5% | 5 of 6 |
| North East Lincolnshire | Yarborough | Steve Fyfe | BNP | 300 | 6.5% | 6 of 6 |
| Rotherham | Brinsworth & Catcliffe | Terry Fieldhouse | BNP | 982 | 17.6% | 2 of 5 |
| Rotherham | Holderness | Tom Holmes | BNP | 715 | 12.0% | 3 of 5 |
| Rotherham | Keppel | Joanna Maragaret Kirby | BNP | 641 | 10.8% | 4 of 5 |
| Rotherham | Maltby | Michael John Burke | BNP | 810 | 16.2% | 2 of 6 |
| Rotherham | Rawmarsh | George Baldwin | BNP | 744 | 14.4% | 3 of 5 |
| Rotherham | Rotherham East | Matthew Stevenson | BNP | 663 | 14.7% | 3 of 6 |
| Rotherham | Rotherham West | Brian Jessop | BNP | 775 | 14.4% | 2 of 5 |
| Rotherham | Silverwood | John William Mitchell | BNP | 687 | 14.9% | 4 of 5 |

| Council | Ward | Candidate | Party | Vote | Percent | Position |
|-----------------------------------|------------------------------------|-----------------------------|-------|------|---------|----------|
| Yorkshire & The Humber | | | | | | |
| Rotherham | Valley | Jason Paul Pearson | BNP | 936 | 19.3% | 2 of 4 |
| Rotherham | Wickersley | Alan Norman Turnbull | BNP | 592 | 10.2% | 4 of 4 |
| Rotherham | Wingfield | Marlene Guest | BNP | 770 | 15.4% | 3 of 5 |
| Sheffield | Arbourthorne | Joanne Thomas | BNP | 682 | 9.9% | 4 of 5 |
| Sheffield | Beauchief & Greenhill | John Winston Beatson | BNP | 689 | 8.3% | 4 of 5 |
| Sheffield | Beighton | Matthew Joseph Gouldsbrough | BNP | 525 | 6.4% | 4 of 6 |
| Sheffield | Birley | Michael Smith | BNP | 597 | 7.1% | 5 of 6 |
| Sheffield | East Ecclesfield | Leanne Keen | BNP | 892 | 9.6% | 4 of 5 |
| Sheffield | Firth Park | Jordan Michael Pont | BNP | 866 | 12.5% | 4 of 5 |
| Sheffield | Hillsborough | Tracey Smith | BNP | 647 | 7.2% | 4 of 5 |
| Sheffield | Manor Castle | Benjamin Francis Thomas | BNP | 465 | 7.5% | 3 of 5 |
| Sheffield | Mosborough | Terence William Craine | BNP | 473 | 5.4% | 4 of 6 |
| Sheffield | Richmond | Christopher Neil Hartigan | BNP | 641 | 8.7% | 4 of 6 |
| Sheffield | Shiregreen & Brightside | Brian Thwaites | BNP | 987 | 13.6% | 3 of 6 |
| Sheffield | Southey | John Sheldon | BNP | 990 | 14.2% | 3 of 5 |
| Sheffield | Stannington | Malcolm Thomas Woodhead | BNP | 641 | 6.5% | 4 of 5 |
| Wakefield | Acworth, North Elmsall & Upton | Ian John Kitchen | BNP | 722 | 9.3% | 5 of 5 |
| Wakefield | Airedale & Ferry Fryston | Stephen Rogerson | BNP | 668 | 11.3% | 4 of 5 |
| Wakefield | Altofts & Whitwood | Adam Frazer | BNP | 818 | 11.2% | 4 of 4 |
| Wakefield | Castelford Central & Glasshoughton | Rita Robinson | BNP | 1147 | 17.5% | 3 of 3 |
| Wakefield | Crofton, Ryhill & Walton | Dean Crossland | BNP | 846 | 10.6% | 4 of 5 |
| Wakefield | Hemsworth | Ian Ashley Kitchen | BNP | 646 | 9.7% | 4 of 4 |
| Wakefield | Horbury & South Ossett | Michael Adam Bailey | BNP | 558 | 6.9% | 4 of 4 |
| Wakefield | Knottingley | Norman Tate | BNP | 1012 | 18.3% | 3 of 3 |
| Wakefield | Normanton | Philip Paul Dowton | BNP | 885 | 13.3% | 4 of 4 |
| Wakefield | Ossett | Ian Senior | BNP | 685 | 8.2% | 4 of 4 |
| Wakefield | Pontefract North | Neil Farmer | BNP | 585 | 8.7% | 4 of 6 |
| Wakefield | South Elmsall & South Kirkby | Linda Westwood | BNP | 1000 | 13.6% | 3 of 4 |
| Wakefield | Stanley & Outwood East | Keith Sharp | BNP | 761 | 9.7% | 4 of 4 |
| Wakefield | Wakefield East | Robert David Arnold | BNP | 567 | 9.0% | 4 of 5 |
| Wakefield | Wakfield North | Grant Jak Rowe | BNP | 449 | 7.0% | 4 of 5 |
| Wakefield | Wakfield Rural | Ian Stuart Light | BNP | 700 | 7.6% | 4 of 4 |
| Wakefield | Wakefield South | Elizabeth Jayne Dowton | BNP | 416 | 5.9% | 5 of 5 |
| Wakefield | Wakefield West | Neville Poynton | BNP | 559 | 8.8% | 4 of 5 |
| Wakefield | Wrenthorpe & Outwood West | Graham Gordon Thewlis-Hardy | BNP | 808 | 10.9% | 3 of 3 |

All far right elections data courtesy of Hope Not Hate, www.hopenothate.org.uk

Respect Party Election 2010 Results


| Constituency/Ward | Candidate | Vote | Percent | Position |
|-----------------------------------|-------------------------------|--------|---------|----------|
| GENERAL ELECTIONS | | | | |
| London | | | | |
| Bethnal Green & Bow | Abjol Miah | 8,532 | 16.8% | 3 of 11 |
| Croydon North | Mohammad Shaikh | 272 | 0.5% | 7 of 9 |
| Enfield Southgate | Samad Billoo | 174 | 0.4% | 7 of 10 |
| Poplar & Limehouse | George Galloway | 8,160 | 17.5% | 3 of 10 |
| Yorkshire & The Humber | | | | |
| Bradford West | Arshad Ali | 1,245 | 3.1% | 5 of 8 |
| West Midlands | | | | |
| Birmingham Hall Green | Salma Yaqoob | 12,240 | 25.1% | 2 of 6 |
| North West | | | | |
| Blackley & Broughton | Kay Phillips | 996 | 2.9% | 5 of 7 |
| Garston & Halewood | Diana Raby | 268 | 0.6% | 5 of 5 |
| Manchester Gorton | Mohammed Zulfikar | 507 | 1.3% | 5 of 8 |
| Oldham West & Royton | Shahid Miah | 627 | 1.5% | 6 of 6 |
| LOCAL COUNCILS | | | | |
| London | | | | |
| Newham | | | | |
| Green Street East | Nosheen Saeed | 708 | 13.1% | 5 of 13 |
| Green Street East | Phillip John Blott | 708 | 13.1% | 6 of 13 |
| Green Street East | Muhammad Ali Misbah | 728 | 13.5% | 4 of 13 |
| Green Street West | Ashfaq Ahmed | 1,362 | 25.9% | 4 of 12 |
| Green Street West | Abdul Karim Sheikh | 1,189 | 22.7% | 6 of 12 |
| Green Street West | Sabia Begum Kamali | 1,286 | 24.5% | 5 of 12 |
| Little Ilford | Foysol Ahmed | 785 | 16.3% | 5 of 15 |
| Little Ilford | Muhammad Iftakar Ahmed Shipon | 754 | 15.6% | 6 of 15 |
| Little Ilford | Abdul Rauf | 447 | 9.3% | 9 of 15 |
| Plaistow North | Mohshin Kazi | 573 | 12.6% | 6 of 15 |
| Plaistow North | Umar Saeed | 543 | 11.9% | 7 of 15 |
| Plaistow North | Kamran Yousaf | 431 | 9.5% | 11 of 15 |
| Redbridge | | | | |
| Mayfield | Hilal Miah | 417 | 7.2% | 12 of 12 |
| Mayfield | Anhar Rouf | 428 | 7.4% | 11 of 12 |
| Mayfield | Baharul Alam Shayeb | 437 | 7.6% | 10 of 12 |
| Tower Hamlets | | | | |
| Bethnal Green North | Muhammad Ansar Ali Pramanik | 795 | 18.5% | 7 of 16 |
| Bethnal Green North | Syedun Noor | 594 | 13.8% | 10 of 16 |
| Bethnal Green North | Shirin Akther Samanta | 314 | 7.3% | 15 of 16 |
| Bethnal Green South | Monjur Ali | 1,087 | 23.2% | 6 of 15 |
| Bethnal Green South | Abu Hamza Afzal Mahmood | 1,091 | 23.3% | 5 of 15 |
| Bethnal Green South | Cllr Salim Ullah | 1,166 | 24.9% | 4 of 15 |
| Blackwall & Cubitt Town | Gulam Kibria Choudhury | 799 | 13.5% | 10 of 12 |
| Blackwall & Cubitt Town | Abdul Malik | 577 | 9.7% | 11 of 12 |
| Blackwall & Cubitt Town | Mohammed Rahman | 627 | 10.6% | 12 of 12 |
| Bow East | Mujibur Rahman | 506 | 10.7% | 11 of 19 |
| Bow East | Carole Swords | 243 | 5.1% | 15 of 19 |
| Bow East | Bryony Shanks | 223 | 4.7% | 16 of 19 |
| Bow West | Kay Ballard | 356 | 7.4% | 14 of 15 |
| Bow West | Syed Shamsul Islam | 574 | 11.9% | 11 of 15 |

| Constituency/Ward | Candidate | Vote | Percent | Position |
|-----------------------------------|------------------------------|-------------|----------------|-----------------|
| Tower Hamlets | | | | |
| Bromley-By-Bow | Bodrul Islam | 1,100 | 21.4% | 6 of 14 |
| Bromley-By-Bow | Mohammed Mufti Miah | 765 | 14.9% | 8 of 14 |
| Bromley-By-Bow | Kamal Uddin | 737 | 14.3% | 9 of 14 |
| East India & Lansbury | Asha Affi | 603 | 12.6% | 12 of 14 |
| East India & Lansbury | Kamrul Hussain | 835 | 17.5% | 6 of 14 |
| East India & Lansbury | Zakir Hussain | 820 | 17.1% | 7 of 14 |
| Limehouse | Hafiza Salam | 1,357 | 23.6% | 7 of 15 |
| Limehouse | Anfor Ali | 1,225 | 21.3% | 9 of 15 |
| Limehouse | CIlr Dulal Uddin | 1,500 | 26.1% | 5 of 15 |
| Mile End & Globe Town | Ahad Ahmed Chowdhury | 916 | 18.2% | 7 of 16 |
| Mile End & Globe Town | Tony Collins | 439 | 8.7% | 12 of 16 |
| Mile End & Globe Town | Habib Rahman | 558 | 1.2% | 11 of 16 |
| Mile End East | Fiyaz Ali | 755 | 16.6% | 10 of 12 |
| Mile End East | Jamir Chowdhury | 907 | 20% | 6 of 12 |
| Mile End East | Altaf Muhammad Rahmani | 967 | 21.3% | 5 of 12 |
| Millwall | Shiuly Begum | 668 | 10.3% | 10 of 13 |
| Millwall | Muzibul Islam | 498 | 7.7% | 11 of 13 |
| Millwall | Kevin Ovenden | 277 | 4.3% | 13 of 13 |
| Shadwell | Monjur Alam | 807 | 17.3% | 9 of 12 |
| Shadwell | CIlr Harun Miah | 1,628 | 35% | 2 of 12 |
| Shadwell | CIlr Mamun Rashid | 1,250 | 26.9% | 6 of 12 |
| Spitalfields & Banglatown | Ahad Ali | 441 | 11.8% | 13 of 15 |
| Spitalfields & Banglatown | CIlr Fozol Miah | 1,068 | 28.6% | 4 of 15 |
| Spitalfields & Banglatown | Alibaba Prasad | 437 | 11.7% | 14 of 15 |
| St Dunstan's & Stepney Green | Mahbub-Mamun Alam | 1,458 | 23.6% | 4 of 16 |
| St Dunstan's & Stepney Green | Abul Hussain | 1,261 | 20.5% | 5 of 16 |
| St Dunstan's & Stepney Green | Shahar Imran | 1,150 | 18.7% | 6 of 16 |
| St Katharine's & Wapping | Dilwara Ali | 418 | 9.9% | 8 of 15 |
| St Katharine's & Wapping | Muhammad Abdul Hye Chowdhury | 491 | 11.6% | 10 of 15 |
| St Katharine's & Wapping | Muhammad Shafiq Islam | 453 | 10.7% | 12 of 15 |
| Weavers | CIlr Fazlul Haque | 892 | 17.6% | 8 of 15 |
| Weavers | Rob Hoveman | 728 | 14.3% | 9 of 15 |
| Weavers | Yousuf Khan | 1,009 | 19.9% | 7 of 15 |
| Whitechapel | Saidul Alom | 890 | 16.2% | 11 of 15 |
| Whitechapel | Abdulla Almamun | 1,004 | 18.3% | 8 of 15 |
| Whitechapel | Lutfur Rahman | 1,114 | 20.3% | 5 of 15 |
| Yorkshire & The Humber | | | | |
| Bradford | | | | |
| City | Shabana Bashir | 211 | 3.5% | 4 of 6 |
| Heaton | Mohammad Abu-Bakr | 302 | 4.3% | 5 of 5 |
| Toller | Kauser Nawaz Rauf | 259 | 3.4% | 4 of 5 |
| North West | | | | |
| Manchester | | | | |
| Cheetham | Kay Anne Phillips | 607 | 9.5% | 4 of 4 |
| Crumpsall | Madaser Anwar | 321 | 5.9% | 5 of 5 |
| Gorton South | Marie-Angelique Bueler | 270 | 4.5% | 4 of 4 |
| Higher Blackley | Paul Kelly | 111 | 2.1% | 5 of 5 |
| Longsight | Martin Lambert | 282 | 5.2% | 4 of 4 |
| Rusholme | Ali Idris | 73 | 1.4% | 6 of 6 |


| Constituency/Ward | Candidate | Vote | Percent Position | |
|--------------------------|-----------------------|-------------|-------------------------|--------|
| Salford | | | | |
| Kersal | Alice Olive Searle | 97 | 2.2% | 5 of 5 |
| Oldham | | | | |
| Chadderton Central | Ikram Ali | 66 | 1.4% | 4 of 4 |
| Chadderton North | Ibrahim Ali | 166 | 3.2% | 4 of 4 |
| Medlock Vale | Habibur Rahman | 94 | 2.1% | 4 of 4 |
| Royton South | Zaki Mostufa | 61 | 1.2% | 4 of 4 |
| Rochdale | | | | |
| Milkstone & Deeplish | Javed Iqbal | 999 | 21% | 3 of 4 |
| Milnrow & Newhey | Joyce Kathleen Burden | 153 | 3% | 4 of 4 |

CST Publications

The following publications are available on CST's website (www.thecst.org.uk) or in hard copy on request




Antisemitic Incidents Report 2009
The annual Antisemitic Incidents Report is CST's most significant publication.



A Police Officer's Guide to Judaism
A publication which introduces Police officers to the laws and traditions of Judaism.



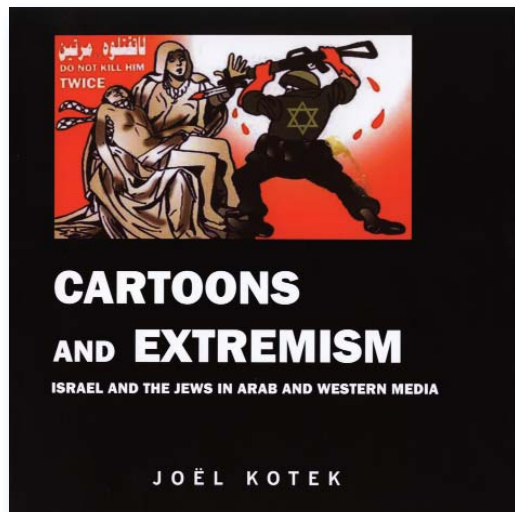
A Student's Guide to Antisemitism on Campus
A guide telling students what to do if they suffer antisemitism



Antisemitic Discourse in Britain
An annual report into antisemitic language and imagery in main-stream public debate



Perspectives on antisemitism
Perspectives on antisemitism, racism and society from some of the members of CST's Advisory Board.



Cartoons and Extremism by Joel Kotek
A CST, European Jewish Congress and Anti Defamation League co-sponsored publication, looking at antisemitic themes in anti-Israel cartoons

For news and updates visit the CST blog at www.thecst.org.uk/blog