



ANTISEMITIC INCIDENTS

January–June 2017

EXECUTIVE SUMMARY

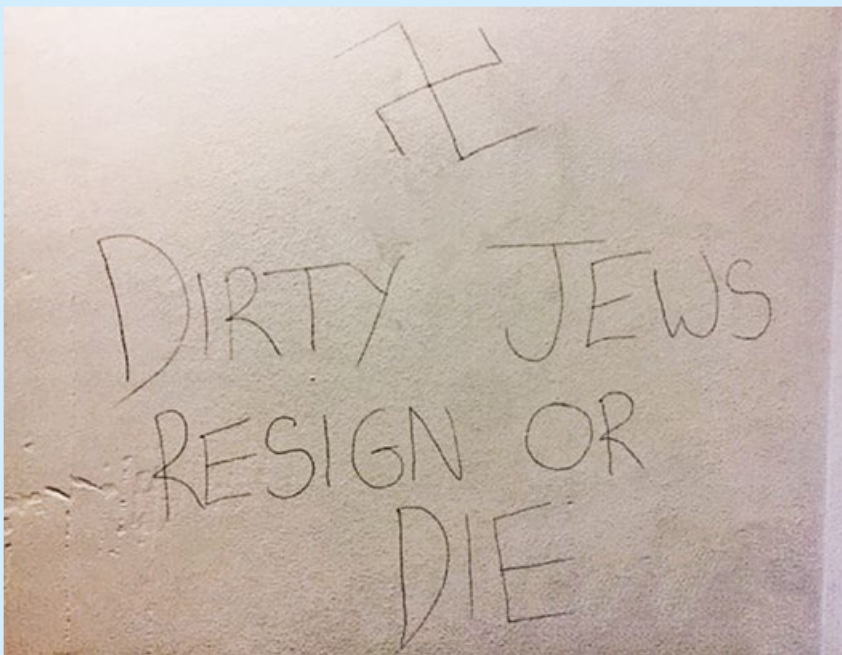
- CST recorded **767 antisemitic incidents** across the UK in the first six months of 2017, a **30 per cent increase** on the 589 incidents recorded in the first six months of 2016. This is the highest total CST has ever recorded for the January-June period of any year. The second highest total was in 2009, when CST recorded 629 antisemitic incidents. CST has been recording antisemitic incidents since 1984.¹
- The total of 589 antisemitic incidents recorded in the first six months of 2016 was itself an increase of 18 per cent from the 501 incidents recorded from January to June 2015, and was part of a record high total of 1,346 antisemitic incidents during the whole calendar year of 2016.
- CST recorded **over 100 antisemitic incidents in every one of the six months** from January to June 2017. This continues a pattern of monthly totals exceeding 100 antisemitic incidents since April 2016, a run of 15 consecutive months. This is unprecedented: for comparison, CST only recorded monthly totals above 100 incidents on six occasions in the preceding decade, from 2006 to 2015.
- Rather than a single, specific reason or temporary trigger event, it appears that the high number of recorded antisemitic incidents during the first six months of 2017 (and since April 2016) may be due to the cumulative effect of various long term factors that have **heightened concern about antisemitism in the Jewish community**, while also creating an atmosphere that has the potential to motivate antisemitic incident offenders.
- The long term trend shows that the number of antisemitic incidents has been at a sustained higher level since the summer of 2014, when incident totals increased sharply in response to conflict in Israel and Gaza. Average monthly antisemitic incident totals are **now more than double** what they were in 2011-2013.
- It is likely that the high incident totals recorded by CST since early 2016 reflect a **general, sustained rise in the baseline number** of antisemitic incidents in an average month, and there is no obvious reason why these incident levels should fall significantly in the near future.
- There have been some **improvements in the reporting of antisemitic incidents** which may have contributed to the overall increase in incident numbers, but these cannot explain the scale or breadth of the increase. These improvements include better reporting from victims and witnesses of incidents as a result of growing communal concern about antisemitism; an increase in the number of security guards at Jewish buildings in recent years (many of these commercial guards are funded by a government grant to provide security at Jewish locations that is administered by CST); and ongoing improvements to CST's information sharing with Police forces around the UK.
- CST recorded **80 incidents in the category of Assaults** during the first six months of 2017, a **78 per cent increase** from the 45 incidents in the category of Assaults recorded in the first half of 2016. This is the highest number of incidents in this category that CST has recorded for this time period.
- CST recorded **142 antisemitic incidents that took place on social media**, comprising 19 per cent of the total of 767

1. The incident totals for past years and months in this document may differ from those previously published by CST, due to the late reporting of some incidents to CST by incident victims, witnesses or other sources.

incidents recorded during the first half of 2017. In some cases, social media has been used as a tool for **coordinated campaigns of antisemitic harassment, threats and abuse** directed at Jewish public figures and other individuals.

- Seventy-four per cent of the 767 antisemitic incidents recorded by CST in the first six months of 2017 were recorded in the main Jewish centres of Greater London and Greater Manchester. CST recorded **425 antisemitic incidents in Greater London, a rise of 10 per cent** from the 387 incidents recorded in Greater London during the same period in 2016. In **Greater Manchester CST recorded 145 antisemitic incidents, an increase of 84 per cent** from the 79 antisemitic incidents that were recorded in Manchester during the same period in 2016.
- In addition to the 767 antisemitic incidents recorded by CST during the first six months of 2017, a **further 483 potential incidents** were reported to CST which, after investigation, did not show evidence of antisemitic targeting, content or motivation and are not included in the statistics in this report.

Antisemitic graffiti, University of Birmingham, March 2017

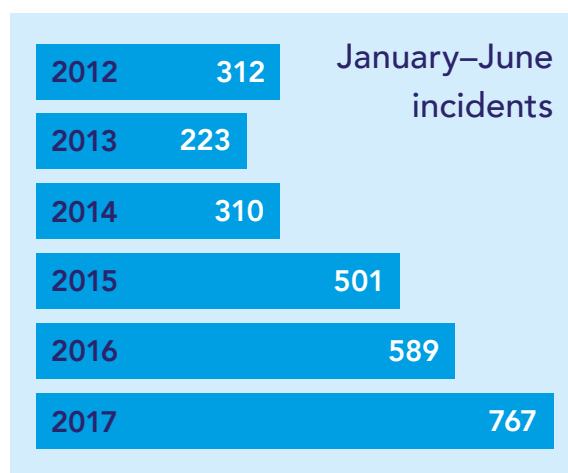


Cover image: Antisemitic graffiti, Suffolk, May 2017

ANTISEMITIC INCIDENT NUMBERS

CST recorded 767 antisemitic incidents across the United Kingdom in the first six months of 2017.

This is an increase of 30 per cent from the 589 antisemitic incidents recorded in the first six months of 2016, which was itself an increase of 18 per cent from the 501 antisemitic incidents recorded during the first half of 2015. CST recorded 310 antisemitic incidents in the first six months of 2014, 223 in the first half of 2013 and 312 in the first half of 2012.² The total of 767 antisemitic incidents is the highest total CST has ever recorded in the January–June period of any year. The second highest number of antisemitic incidents recorded by CST in the January–June period came in 2009, when 629 antisemitic incidents were recorded. The 2009 total was largely due to antisemitic reactions to the conflict in Israel and Gaza in January of that year.



In addition to the 767 antisemitic incidents recorded in the first half of 2017 by CST, a further 483 potential incidents were reported to CST, but, on investigation, appeared not to show evidence of antisemitic motivation or targeting. These potential incidents, therefore, were not classified as antisemitic and are not included in the statistics contained in this report. Most of these rejected incidents, comprising 39 per cent of the total number of 1,250 potential incidents reported to CST, involved possible hostile

reconnaissance or suspicious behaviour near to Jewish locations; non-antisemitic crime affecting Jewish property or people; or anti-Israel activity that did not involve antisemitic language, imagery or targeting.

Most of these 1,250 potential incidents required investigation or a security-related response by CST staff or volunteers, irrespective of whether or not they subsequently appeared to be antisemitic.

CST recorded over 100 antisemitic incidents in every one of the six months from January to June 2017. This continues a pattern of monthly totals exceeding 100 antisemitic incidents since April 2016, a run of 15 consecutive months. This is unprecedented: for comparison, CST only recorded monthly totals above 100 incidents on six occasions in the preceding decade, from 2006 to 2015. There is no obvious single cause for these high monthly totals, or for the overall increase in recorded antisemitic incidents compared to the first half of 2016. Often, increases in antisemitic incidents have been attributable to reactions to specific trigger events that cause identifiable, short-term spikes in incident levels. However, this was not the case in the first six months of 2017. For example, CST did not record a significant increase in antisemitic incidents following the Westminster terrorist attack in March, the Manchester attack in May, or the London Bridge and Finsbury Park attacks in June. Any correlation with those attacks would have been revealed in the timing and content of incidents, but no such 'spike' occurred (unlike other strands of hate crime).

The highest monthly totals during the first half of 2017 came in January, February and April when CST recorded 158, 133 and 139 incidents respectively. The 158 antisemitic incidents recorded in January is the fourth-highest monthly total ever recorded

2. The incident totals for past years and months in this document may differ from those previously published by CST, due to the late reporting of some incidents to CST by incident victims, witnesses or other sources.

Antisemitic tweet, April 2017



by CST. It is possible that these high totals are partly explained by the fact that the issue of antisemitism attracted public debate and was reported on extensively in the national media in the first half of 2017. For example, the Labour Party disciplinary hearing into Ken Livingstone's comments about Adolf Hitler and Zionism was held at the end of March and his suspension was announced during the first week of April, events that generated a large amount of news coverage and commentary in mainstream and social media. Additionally, the issue of antisemitism on university campuses attracted commentary in the national media during this period.

The 767 antisemitic incidents recorded in the first six months of 2017 continues a longer term trend where CST has recorded a sustained high level of antisemitic incidents since July and August 2014. During those two months, antisemitic reactions in the UK to that summer's conflict in Israel and Gaza led to record levels of antisemitic incidents. 2014 saw a then record annual total of 1,182 antisemitic incidents recorded by CST, 546 of which occurred in July and August of that year. This pattern of overseas conflicts leading to sharp increases in antisemitic incidents in the UK has been seen before, notably in 2009 and in 2006, and in those years the number of recorded incidents

fell significantly once those conflicts were over. However, the same decrease has not been seen in the nearly three years following the 2014 conflict. In 2011 the average monthly incident total recorded by CST was 51 incidents, in 2012 it was 54 incidents, in 2013 it was 45 incidents and in the first six months of 2014 (before the conflict in Israel and Gaza that year) it was 52 incidents. Since then, CST has recorded an average monthly antisemitic incident total of 145 incidents in the second half of 2014; an average of 80 incidents per month in 2015; an average of 112 incidents per month in 2016, and in the first six months of 2017, CST recorded an average of 128 incidents per month.

Social media has become an essential tool for those who wish to harass, abuse and threaten Jewish public figures and institutions. CST recorded 142 antisemitic incidents that involved social media in the first six months of 2017, comprising 19 per cent of the overall total of 767 incidents. This was an increase on the 135 incidents involving social media that CST recorded in the first six months of 2016 (23 per cent of the total for the first half of that year). These totals are only indicative, as the actual amount of antisemitic content that is generated and disseminated on social media is much larger. Targeted campaigns directed at individual victims can sometimes involve dozens of social media accounts sending hundreds or even thousands of tweets, images or posts, using material that is created centrally, usually on neo-Nazi websites. In such cases, CST may record each specific targeted campaign as a single incident, even though it involves hundreds of tweets or posts, because to record each separate piece of antisemitic content as a separate incident would be administratively crippling and would cause such extreme variations in CST's overall incident totals as to obstruct clear analysis of other, offline antisemitic incidents.

INCIDENT CATEGORIES

CST³ recorded 80 antisemitic assaults in the first six months of 2017, a 78 per cent increase from the 45 assaults recorded in the first half of 2016. None of the 80 antisemitic assaults recorded in the first six months of 2017 were serious enough to be classified as Extreme Violence, which would involve an incident that constituted grievous bodily harm (GBH) or posed a threat to life. There were 45 antisemitic assaults recorded by CST in the first six months of 2016, with no incidents being classified as Extreme Violence. There were 45 antisemitic assaults recorded in the first half of 2015, and two incidents classified as Extreme Violence. The 80 antisemitic assaults recorded during the first half of 2017 comprised 10 per cent of the overall total, compared to eight per cent in the first half of 2016 and nine per cent in the first six months of 2015. The 80 antisemitic assaults recorded during January to June 2017 is the highest number of assaults that CST has recorded for this time period.

There were 51 incidents of Damage & Desecration of Jewish property recorded by CST in the first six months of 2017, an increase of 59 per cent from the 32 incidents of this type recorded in the first half of 2016. There were 36 incidents recorded in this category in

the first six months of 2015 and 27 in the first six months of 2014.

CST recorded 56 direct antisemitic threats (categorised as Threats) during the first half of 2017, an increase of 27 per cent from the 44 incidents of this type recorded during the first six months of 2016. There were 39 incidents recorded in this category in the first half of 2015 and 19 in the first half of 2014. Twenty-five of the threats from the first six months of 2017 involved direct, face-to-face verbal abuse from offender to victim, 10 involved being threatened with knives, bats, sticks or vehicles, and two were recorded on social media. The 56 antisemitic threats recorded by CST in the first six months of 2017 is the highest total for this period since 2004, when CST recorded 77 incidents in the category; and is higher than the number of incidents recorded in this category for each of the entire calendar years 2013, 2012, 2011 and 2010.

There were 568 antisemitic incidents reported to CST in the category of Abusive Behaviour in the first half of 2017, an increase of 24 per cent from the 458 incidents of this type recorded during the first six months of 2016. This category includes a wide range of antisemitic incident types, including



3. A full explanation of CST's antisemitic incident categories can be found in the leaflet "Definitions of Antisemitic Incidents", available on CST's website at www.cst.org.uk.

antisemitic graffiti on non-Jewish property, one-off hate mail, antisemitic verbal abuse and those social media incidents that do not involve direct threats. There were 374 incidents of Abusive Behaviour recorded in the first half of 2015 and 238 in the first half of 2014. The 568 antisemitic incidents of this type recorded in the first six months of 2017 is the highest total CST has ever recorded in this category for the January–June period. One hundred and forty of the 568 antisemitic incidents recorded in this category took place on social media; 282 involved verbal abuse; 111 involved antisemitic graffiti on non-Jewish property; 17 were cases of hate mail; and six involved email.

CST recorded 12 incidents of mass-produced or mass-emailed antisemitic literature, categorised as Literature (as opposed to one-off cases of hate mail, which are classified as Abusive Behaviour), during the first six months of 2017, two more incidents than were recorded in this category during the first half of 2016. There were five incidents of antisemitic literature reported to CST in the first six months of 2015 and four in the first half of 2014. Eleven of the incidents of mass-mailed antisemitic literature recorded in the first six months of 2017 involved paper hate mail and one involved a mass text message.

Antisemitic graffiti, March 2017



Antisemitic tweet, January 2017



INCIDENT VICTIMS

There were 184 antisemitic incidents reported to CST in the first six months of 2017 in which the victims were random Jewish individuals in public. In at least 203 incidents the victims were visibly Jewish, due to religious or traditional clothing, Jewish school uniforms or jewellery bearing religious symbols. Three hundred and fifty-one antisemitic incidents involved verbal abuse. In 81 incidents, antisemitic abuse was shouted or gestured from a passing vehicle. These three characteristics, often found in combination, reflect the most common single type of antisemitic incident: random, spontaneous, verbal antisemitic abuse, directed at people who look Jewish, while they go about their lives in public places.

There were 22 antisemitic incidents recorded at Jewish schools in the first six months of 2017, compared to 10 recorded at Jewish

schools in the same period in 2016. A further 19 incidents involved Jewish schoolchildren or staff on their way to or from school compared to 14 recorded in the same period in 2016. Ten incidents involved Jewish schoolchildren or staff at non-faith schools, compared with 12 in the first half of 2016. This results in a total of 51 antisemitic incidents affecting people and buildings in the school sector, compared to 36 such incidents in the first half of 2016. Thirteen of the incidents affecting people and buildings in the school sector came in the category of Assault, 10 of which involved Jewish schoolchildren or staff on their way to or from school; three incidents involved Damage & Desecration of Jewish property; there were 30 in the category of Abusive Behaviour; four incidents that involved direct threats; and one of mass-mailed antisemitic literature.

Fifty-one antisemitic incidents reported to CST in the first half of 2017 took place at people's homes and nine occurred in a workplace environment. There were 20 antisemitic incidents affecting Jewish students, academics, student unions or other student bodies in the first half of 2017, a decrease of 26 per cent from the 27 incidents recorded in the first half of 2016. Seventeen of these 20 antisemitic incidents took place on campus, with nine incidents involving antisemitic daubings, graffiti or stickers around campus. None of the antisemitic incidents affecting Jewish students, academics or other student bodies that were recorded in the first six months of 2017 involved violent assaults.

There were 35 antisemitic incidents recorded during the first six months of 2017 that targeted synagogues, compared to 30 during the first half of 2016. A further 20 incidents targeted synagogue congregants or rabbis on their way to or from prayers (16 such incidents were recorded during the first half of 2016).

Tweet about a Jewish member of parliament, February 2017




There were 66 incidents that targeted Jewish organisations, Jewish events or Jewish-owned businesses (where there was clear evidence of antisemitism), compared to 40 incidents of this type in the first half of 2016. There were 16 incidents in the first half of 2017 in which the victim was a prominent Jewish individual or public figure, compared to 29 such incidents in the first half of 2016. There were four incidents involving the antisemitic desecration of a Jewish cemetery in the first half of 2017, compared to one in the first half of 2016.

CST received a description of the gender of the victim or victims for 385 of the 767 antisemitic incidents recorded in the first half of 2017. Of these, 236, or 61 per cent, were male; 121, or 31 per cent, were female; and in 28 incidents (seven per cent) the victims were mixed groups of males and females.

CST received a description of the approximate age of the victim or victims in 333 of the antisemitic incidents reported during the first six months of 2017. Of these, 256, or 77 per cent, involved adult victims; 58, or 17 per cent, involved victims who were minors; and in 19 incidents the victims were mixed groups of adults and minors (six per cent).


16

incidents
targeted
Jewish public
figures


22


incidents
targeted
Jewish schools


35

incidents
targeted
synagogues


51

incidents
took place
at people's
homes


4

incidents
targeted
Jewish
cemeteries

INCIDENT OFFENDERS AND MOTIVES

Identifying the ethnicity, gender and age of antisemitic incident offenders is a difficult and imprecise task. Many antisemitic incidents involve brief public encounters in which the offenders may not be fully visible, and the evidence of victims of, or witnesses to, antisemitic incidents may be vague and disjointed. In addition, many incidents do not involve face-to-face contact between incident offender and victim, so it is not always possible to obtain a physical description of the perpetrator. This section of the report should be read with these caveats in mind.

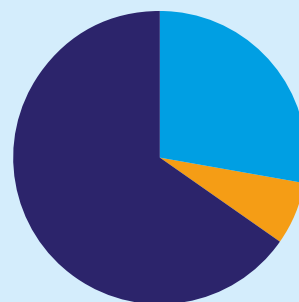
CST received a description of the ethnic appearance of the offender or offenders in 208 of the 767 antisemitic incidents reported during the first six months of 2017.⁴ Of these, 106, or 51 per cent, were described as white – north European; five, or two per cent, were described as white – south European; 36 (17 per cent) were described as black; 50 (24 per cent) were described as south Asian; one (one per cent) as east or south-east Asian; and 10

Far right motivated antisemitic tweet, June 2017



4. CST uses the 'IC1–6' system, used by the UK Police services, for categorising the ethnic appearance of incident perpetrators. This uses the codes IC1, IC2, IC3, etc, for white – north European; white – south European; black; south Asian; east or south-east Asian; and Arab or north African. This is obviously not a foolproof system and can only be used as a rough guide.

23% OF INCIDENTS WERE POLITICALLY MOTIVATED



115 FAR RIGHT

49 ANTI-ZIONIST

12 ISLAMIST

(five per cent) as Arab or north African. These proportions are broadly typical for a period when there is no trigger event from the Middle East.

CST received a description of the gender of the offender or offenders in 352 of the 767 antisemitic incidents recorded in the first half of 2017. Of these, 294, or 84 per cent, were male; 51, or 14 per cent, were female; and in seven incidents (two per cent) the offenders were mixed groups of males and females.

CST received a description of the approximate age of the offender or offenders in 275 of the antisemitic incidents reported during the first six months of 2017. Of these, 213, or 77 per cent, involved adult offenders; 60, or 22 per cent, involved offenders who were minors; and in two incidents the offenders were mixed groups of adults and minors (one per cent).

CST also tries to record the number of antisemitic incidents each year in which there is evidence of political motivation alongside the evidence of antisemitism, or where political discourse is employed by the incident offender. The use of political discourse and evidence of political motivation are not synonymous; for example, a black or south Asian offender giving a Nazi salute to a Jewish victim could be described as employing far right discourse, but is unlikely to be motivated by support for neo-Nazi politics.

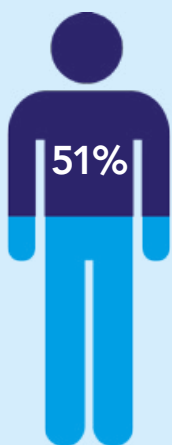
Of the 767 antisemitic incidents reported to CST during the first six months of 2017, the offender or offenders used some form of political discourse in 220 incidents, or 29 per cent of the total. Of these, there were 148 incidents in which far right discourse was used; 55 in which reference was made to Israel, Zionism or the Middle East; and 17 in which Islamist discourse was used. In 45 incidents, more than one type of discourse was used.

Of the 767 antisemitic incidents reported to CST during the first six months of 2017,

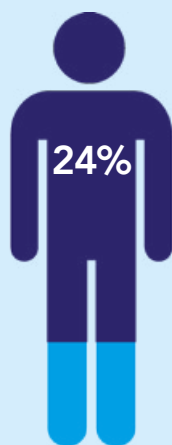
176 incidents, or 23 per cent, showed evidence of political motivation. Of these, 115 incidents showed evidence of far right motivation; 49 showed evidence of anti-Zionist motivation; and 12 showed evidence of Islamist motivation. All incidents needed to show evidence of antisemitism alongside any political motivation in order to be recorded by CST as an antisemitic incident.

For comparison, in the first six months of 2016, 233 of the 589 antisemitic incidents reported to CST involved the use of political discourse alongside the antisemitism, of which 164 used far right discourse; 54 made references to Israel, Zionism or the Middle East; and 15 involved Islamist discourse. In 22 of these incidents, more than one type of discourse was used. During the same period, there were 138 antisemitic incidents that showed evidence of political motivation, of which 100 showed evidence of far right motivation; 33 showed evidence of anti-Zionist motivation; and five showed evidence of Islamist motivation, alongside evidence of antisemitism.

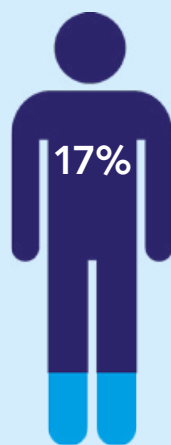
PERPETRATORS



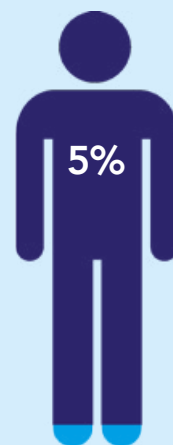
described as
White European



described as
South Asian



described as
Black



described as **Arab
or North African**

GEOGRAPHICAL LOCATIONS

Of the 767 antisemitic incidents recorded by CST in the first six months of 2017, 570, or 74 per cent, were recorded in the main Jewish centres of Greater London and Greater Manchester.

In Greater London, CST recorded 425 antisemitic incidents from January to June 2017, a rise of 10 per cent from the 387 antisemitic incidents recorded in the first half of 2016. CST recorded antisemitic incidents in 29 of the 32 Metropolitan Police boroughs in London, plus 33 antisemitic incidents in London that fell under the jurisdiction of the British Transport Police. Of the 425 antisemitic incidents recorded by CST in Greater London, 158 were recorded in Barnet, the borough with the largest Jewish population in the country; 47 in Hackney; 24 in Camden; 16 in Harrow; 14 in Haringey; 32 in Westminster; and 14 in Redbridge.

In Greater Manchester, CST recorded 145 antisemitic incidents in the first half of 2017, an increase of 84 per cent from the 79 antisemitic incidents recorded there in the first half of 2016. The highest number of antisemitic incidents in Greater Manchester in the first

half of 2017 was in the borough of Bury, with 51 antisemitic incidents. The next highest borough totals were 49 incidents in Salford and 17 in the city of Manchester.

Outside Greater London and Greater Manchester, CST recorded 197 antisemitic incidents from 66 different towns and cities around the UK in the first six months of 2017, compared to 123 incidents from 52 different towns and cities around the UK in the first six months of 2016. The 197 antisemitic incidents recorded around the UK in the first half of 2017 included 22 in Hertfordshire (of which 10 were in Borehamwood), nine in Leeds, seven in Birmingham, six in Liverpool, 10 in Brighton & Hove, and 22 in Gateshead. The 22 incidents recorded in Gateshead during the first six months of 2017 is a rise of 73 per cent from the six incidents recorded in Gateshead during the same time period in 2016. This increase may be the result of new types of incident reporting, specifically CST developing a stronger relationship and having an anonymised data sharing agreement with Northumbria Police and due to increased reporting from security guards at Jewish buildings in the area.

In total, CST recorded antisemitic incidents in 34 of the 45 Police force areas in the United Kingdom, plus British Transport Police, in the first six months of 2017. CST recorded 42 incidents from British Transport Police, compared to just six incidents that were reported to CST by British Transport Police during the same time period in 2016. This increase is due to CST's information sharing agreement that has allowed the sharing of anonymised antisemitic incident reports between British Transport Police and CST, as part of a growing relationship between the two bodies.



REPORTING OF INCIDENTS

CST classifies as an antisemitic incident any malicious act aimed at Jewish people, organisations or property, where there is evidence that the victim or victims were targeted because they are (or are believed to be) Jewish. Incidents can take several forms, including physical attacks on people or property, verbal or written abuse, or antisemitic leaflets and posters. CST does not include the general activities of antisemitic organisations in its statistics; nor does it include activities such as offensive placards or massed antisemitic chanting on political demonstrations. CST does not record as incidents antisemitic material that is permanently hosted on websites, nor does CST proactively ‘trawl’ social media platforms to look for antisemitic comments in order to record them as incidents. However, CST will record antisemitic comments posted on internet forums or blog talkbacks, or transmitted by social media, if they have been reported to CST by a member of the public who fulfils the role of a victim or witness; if the comment shows evidence of antisemitic content, motivation or targeting; and if the offender is based in the United Kingdom

or has directly targeted a UK-based victim. Examples of antisemitic expressions that fall outside this definition of an antisemitic incident can be found in CST’s Antisemitic Discourse Report, available on the CST website.

The inclusion of the number of incidents from social media recorded by CST is not intended to reflect the real number of antisemitic comments on social media, which is likely to be so large as to be effectively immeasurable, but rather to reflect the reality that social media platforms have become increasingly prominent as arenas for public expressions of antisemitism that Jewish people are more likely to view and to report, even if they are not the intended audience. Social media is also increasingly used as a tool to facilitate coordinated campaigns of antisemitic harassment and abuse directed at Jewish public figures and other individuals. Where social media is used for targeted campaigns of that nature directed at UK-based victims, CST may record each campaign as a single incident, although that campaign may involve hundreds or even thousands of antisemitic tweets, posts or images.

Brick with antisemitic graffiti thrown through window of Jewish home, January 2017



Antisemitic incidents are reported to CST in a number of ways, most commonly by telephone, email, via the CST website, via CST’s social media profiles or in person to CST staff and volunteers. Incidents can be reported to CST by the victim, a witness, or by somebody acting on their behalf. In 2001, CST was accorded third-party reporting status by the Police.

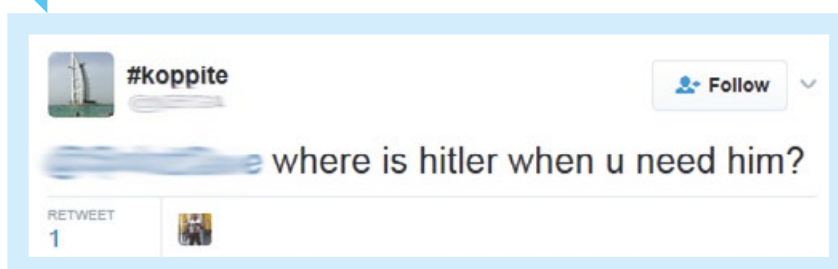
CST has a national information sharing agreement with the National Police Chiefs’ Council that allows CST to share antisemitic incident

reports, fully anonymised to comply with data protection requirements, so that both CST and the Police have as full a picture as possible of the number and types of reported antisemitic incidents. CST began sharing antisemitic incident data with Greater Manchester Police in 2011, with the Metropolitan Police Service in 2012, and now using the national agreement, CST shares anonymised antisemitic incident data with several forces around the UK.

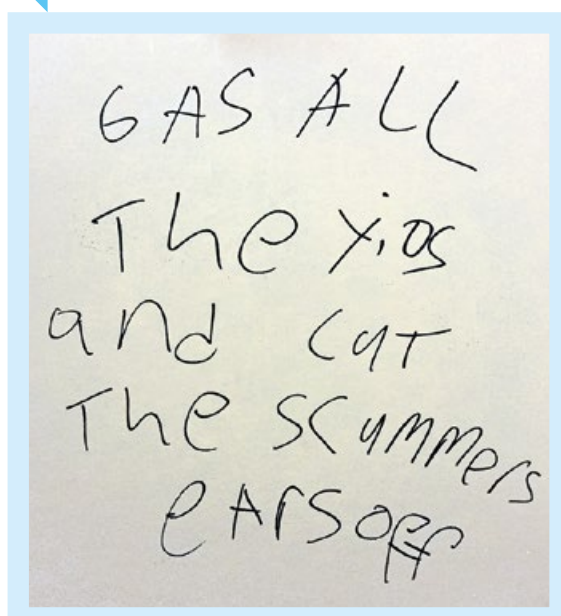
In the first half of 2017, 173 of the 767 antisemitic incidents recorded by CST were reported directly to CST by the victims themselves, and 37 incidents were reported on their behalf by a relative or friend. In 135 cases, the incident was reported to CST by somebody who had witnessed the incident

take place or, in the case of antisemitic graffiti or social media content, had witnessed the antisemitic message left by the offender. One hundred and fourteen antisemitic incidents were reported by CST staff or volunteers or by security guards at Jewish buildings. There were 15 antisemitic incidents recorded on the basis of media reports. Two hundred and eighty-four incidents were reported to CST by the Police under CST's national information sharing agreement. One hundred and eighty-nine of these 284 incidents were reported to CST by the Metropolitan Police Service, 67 by Greater Manchester Police and 25 by other Police forces around the UK. Any incidents that had been reported to both CST and the Police are excluded from this process to ensure there is no 'double-counting' of incidents.

Antisemitic tweet, January 2017



Football related antisemitic graffiti, Hertfordshire, January 2017



ANTISEMITIC INCIDENT FIGURES, JANUARY–JUNE*

Antisemitic incident figures by category, January–June 2007–2017

Category	2007	2008	2009	2010	2011	2012	2013	2014	2015	2016	2017
Extreme Violence	1	1	2	0	0	2	0	0	2	0	0
Assault	55	43	77	45	42	34	29	22	45	45	80
Damage and Desecration	30	32	64	47	35	29	20	27	36	32	51
Threats	16	16	34	19	15	20	18	19	39	44	56
Abusive Behaviour	138	168	408	211	197	223	154	238	374	458	568
Literature	6	17	44	3	5	4	2	4	5	10	12
TOTAL	246	277	629	325	294	312	223	310	501	589	767

Antisemitic incident figures by month, January–June 2006–2017

Month	2007	2008	2009	2010	2011	2012	2013	2014	2015	2016	2017
January	33	44	289	30	45	39	33	53	109	80	158
February	40	52	114	48	54	52	38	43	88	66	133
March	36	40	73	54	49	75	23	39	83	79	108
April	59	39	52	61	45	48	44	58	75	100	139
May	36	62	52	50	58	44	48	51	60	135	112
June	42	40	49	82	43	54	37	66	86	129	117
TOTAL	246	277	629	325	294	312	223	310	501	589	767

Antisemitic incident figures, full breakdown, January - June 2017

Month	Category	Extreme Violence	Assault	Damage and Desecration	Threats	Abusive Behaviour	Literature	MONTH TOTAL
January		0	8	10	11	125	1	155
February		0	10	11	6	103	5	135
March		0	10	5	10	81	2	108
April		0	20	7	11	101	0	139
May		0	12	8	10	78	4	112
June		0	20	10	8	80	0	118
CATEGORY TOTAL		0	80	51	56	568	12	767

*Some of the numbers in the tables may differ from those previously published by CST, due to the late reporting of incidents to CST by incident victims and witnesses, or the recategorisation of some incidents due to new information.

CST'S MISSION

- To work at all times for the physical protection and defence of British Jews.
- To represent British Jews on issues of racism, antisemitism, extremism, policing and security.
- To promote good relations between British Jews and the rest of British society by working towards the elimination of racism, and antisemitism in particular.
- To facilitate Jewish life by protecting Jews from the dangers of antisemitism, and antisemitic terrorism in particular.
- To help those who are victims of antisemitic hatred, harassment or bias.
- To promote research into racism, antisemitism and extremism; and to use this research for the benefit of both the Jewish community and society in general.
- To speak responsibly at all times, without exaggeration or political favour, on antisemitism and associated issues.



www.cst.org.uk



@CST_UK



Community Security Trust



CSTmedia



National Emergency Number (24-hour) **0800 032 3263**

London (Head Office) **020 8457 9999**

Manchester (Northern Regional Office) **0161 792 6666**

ACT NOW
DON'T IGNORE IT!

REPORT to the Police:

In an emergency **999**

In a non-emergency **101**

THEN CALL CST

London **020 8457 9999**

Emergency 24hr **0800 032 3263**

Manchester **0161 792 6666**

Emergency 24hr **0800 980 0668**



www.cst.org.uk

CST_UK

Community Security Trust

Registered charity in England and Wales (1042391) and Scotland (SC043612)